



CALL FOR ENTRIES

Florida State Fair Art Portfolio Contest For High School Seniors

Exhibition Dates: February 5 – 16, 2026

ENTRIES DUE BY December 5, 2025.

Why Compete?

The Florida State Fair is so much more than rides, midway food & livestock exhibitions! Last year we had over 450,000 visitors visit the Florida State Fair. Many of those individuals came primarily to see the various exhibits that were on display. They particularly enjoyed seeing the artwork from the most talented students across the state!



Contest Information

The Art Portfolio Contest for High School Seniors is the highlight of the Fair's Youth Art Competitions. This is an excellent opportunity for High School Seniors in Florida to showcase their artwork, build their resume, and, of course, win scholarship money for continuing their education. This year, we are fortunate to have the Florida Dairy Farmers as our sponsor. Florida's dairy farmers work hard every day to provide delicious and nutritious dairy products like milk, cheese, and yogurt that fuel creative young minds.

\$10,000 in scholarship money will be awarded this year!

First Place: \$3000 • Second Place: \$2000 • 10 Awards of Merit: \$500 each

If selected, **you will NOT need to send original artwork**, as we will be printing digital images of your work for the final exhibition. We look forward to exhibiting your fresh, creative talent at the Florida State Fair from February 5 – 16, 2026.

Important Dates

- | | |
|-----------------|--|
| DEC 5 | DEADLINE for ENTRIES. All entries must be completed online at https://juriedartservices.com/events/2257 |
| DEC 15 | Notification of acceptance for exhibition e-mailed to student & teacher.
All artwork in the exhibition will be digitally printed and displayed at the Florida State Fair. Detailed instructions will be included in the acceptance packet. |
| JAN 9 | High-resolution digital files are due by accepted students.
The 32 student artists' portfolios that are accepted to exhibit at the Fair may be asked to submit high-resolution digital files of 3 - 5 selected images from their portfolio, along with a headshot. Also, approximately 30-40 individual pieces will be chosen for the Wall of Excellence and they will need to submit a single high-resolution digital file. |
| JAN 9 | Awards recipients will be notified by email |
| JAN 16 | Online Public preview is available |
| FEB 5-16 | 2026 Florida State Fair: The exhibit will be located at the Florida Center on the Florida State Fairgrounds. |

*A special acknowledgment to **Juried Art Services**,
for their support and sponsorship.*



Eligibility Requirements

- ☐ Open to **ONLY** high school senior art students in the 12th grade
- ☐ Students must be a Florida state resident or must reside in the state of Florida
- ☐ Students can apply from either public, charter, private, or home schools

Scholarship Awards

- ☐ First Place: \$3000
- ☐ Second Place: \$2000
- ☐ Ten (10) Awards of Merit: \$500 each

Competition Requirements

- ☐ All work must be original and completed within the 10th, 11th, and 12th grades.
- ☐ **There is NO entry fee!**
- ☐ Students must submit their "Art Portfolio Contest for High School Seniors" application using an online application service called Juried Art Services. Juried Art Services allows you to complete an entry form as well as upload images of your portfolio for judging.
- ☐ **Apply online at:** <https://juriedartservices.com/>
Look for Florida State Fair logo on their home page.
- ☐ **See pages 5-11 for step-by-step instructions:** How to create a digital portfolio and uploading portfolio to Juried Art Services.
- ☐ Students must upload a completed portfolio consisting of at least 7, but not more than 10 images of original artwork.
- ☐ In addition to the 7-10 images of original artwork, students must submit a headshot of yourself at the time you submit your portfolio pieces. Just your head and shoulders. Digital Image can be 8" x 10" at 300 DPI. Please do not submit full-body images; they will be cropped to just a head and shoulder image. Try not to do "selfies" as they look unprofessional.
- ☐ Work can be either **2-D** or **3-D** and be incorporated into any medium.
 - ✓ **2D work includes:** painting in any media, drawing, pastels, pen & ink, photography, printmaking, digital art (computer-generated art) and 2D mixed media.
 - ✓ **3D work includes:** Sculpture, ceramics, wood, fiber arts, jewelry, metalwork, glass, 3D mixed media, and art installations.



Artist Statement

- ☐ Provide an artist statement when submitting your online application (This is not a biography). Tell us why you create art and what your art is all about.
- ☐ Limit artist statement to 1000 Characters.
- ☐ **Tips to writing an artist statement**
 - ✓ **Keep the statement simple...** Write as if you were speaking to someone in person and explaining your art/process. What would you want someone to know about you and your artwork if you were not there to explain it.
 - ✓ **Explain what motivates or inspires you as an artist...** maybe your choice of subject matter or do you have any personal influences.
 - ✓ **Explain how you do what you do...** Don't get technical; just describe in a few sentences your artistic process.

Guidelines for jurying:

- ✓ Portfolio artwork shows creative and personal expression; demonstrates technical competency in the medium(s) presented, and communicates a clear visual intent and vision. **Students can submit up to two portfolios as long as they are distinctly different from each other.**
 - ✓ Jury selection is made with regards to the **entire cohesive body of work**, not on individual pieces of artwork. **See below.**
 - ✓ A juried committee consisting of artists, professional art curators, and art educators will be select award recipients.
 - ✓ Art reproduced or rendered from the works of masters, from advertisements, materials from published sources, or widely circulated photographs (other than the student's photos) is **NOT** considered original.
 - ✓ Artwork must be suitable for all audiences and should not contain profane words or obscene content.
- ☐ **All artwork that is in the exhibition will be digitally printed and displayed. No original artwork is needed to exhibit in this contest if accepted.**

Examples of a cohesive body of work



Acceptance, Notification and Exhibition Requirements

- ❑ Students and teachers will be notified of their acceptance into the exhibition by email by **Monday, December 15, 2025.**
- ❑ Students with accepted portfolios will receive detailed instructions regarding any additional materials needed.
- ❑ At least 3 - 4 pieces of artwork from each of the 32 accepted student portfolios will be chosen to be on exhibit. The images will be digitally printed and displayed at the Florida State Fair in the Florida Center Building during the 2026 Fair. Address: 4800 US Hwy. 301 North, Tampa, FL 33610. The Florida Center Building is closest to the Martin Luther King Blvd. Entrance.
- ❑ All students, parents and teachers will be invited to see the exhibit at the Florida State Fair grounds. Those attending will receive FREE admission tickets to the Fair for themselves and their family.
- ❑ There will be 12 scholarships awarded by the Florida State Fair. Scholarship checks will be sent directly to the student by the end of March. The winners will be notified by email prior to the opening of the Fair by **January 9.**

NOTE: Instructions and Scholarship Certificate will be discussed at that time.

For more information contact Brenda Gregory at 813-215-8906 **OR** email brenda.gregory@earthlink.net.

How to create a digital portfolio and upload portfolio to Juried Arts Services

<https://floridastatefair.com/apcfhss/>

Video instructions are available at Juried Art Services - tutorial:

<https://www.youtube.com/@TheArtistSeenYT/videos>

Enter Online at Juried Art Services: <https://juriedartservices.com/events/2257>

2025 Winners of the Florida State Fair Art Portfolio Contest for High School Seniors

https://floridastatefair.com/wp-content/uploads/2025/01/2025_FLSF-Art-Portfolio-Contest_Accepted-Portfolios.pdf

Technical support is available at Juried Art Services:

<https://juriedartservices.com/help/contact-support>



How to create a digital portfolio and upload portfolio to Juried Art Services

All detailed instructions are available at Juried Art Services - tutorial:

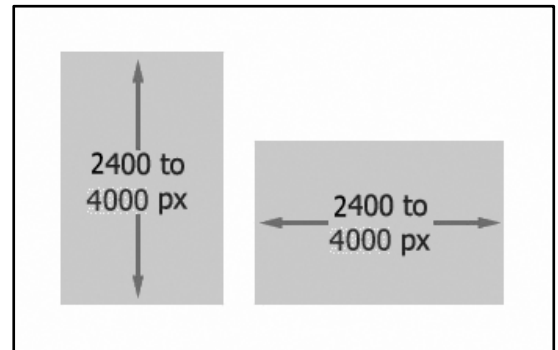
<https://juriedartservices.com/help/contact-support>

Technical support is available at Juried Art Services: Email: support@jurying.net

Steps to submitting an application online

- ❑ **Prepare your images:** Before starting the online application have your portfolio images prepared.
- ❑ **Write your Artist Statement** and have it ready to copy and paste into the application.

Images must be no less than 2400 pixels on the smallest side, and no more than 4000 pixels on the widest side. See below for detailed instructions.




- ❑ Images must be of high enough resolution to be used to produce prints for the exhibition
- ❑ Do not submit images taken with a camera phone or designated as "web ready"
- ❑ Set camera at "extra fine" or "fine" resolution
- ❑ Images must be JPG files with the .jpg extension
- ❑ Image size should be no smaller than 2400 pixels (8 inches) on the smallest side and no more than 4000 pixels on the widest side
- ❑ Images should be 300 PPI (Pixels Per Inch)
- ❑ Recommended color mode is RGB
- ❑ Saved images should be oriented correctly for the viewer (Not upside down or sideways)
- ❑ Images that are of poor quality or improper resolution will not be accepted
- ❑ Digital File names of images in this format: last name_image number.jpg
For example: Brenda Gregory's image 3 would have a file name: **gregory_3.jpg**

Complete the New Member Registration

- ❑ **GO TO:** <https://juriedartservices.com/>

- ❑ **SELECT** the "Sign up" button



1) Create your account

- ❑ Use your email address to "Sign Up"
- ❑ You will be asked to verify your email
- ❑ A verification code will be sent to your email address
- ❑ To verify you email, **ENTER** code from email
- ❑ **SELECT** "continue" button to go to the "Complete Your Registration" page

2) Complete Your Registration

- ❑ **Fill in** the fields described below
- ❑ **SELECT** the "Register" button

Create your account
Welcome! Please fill in the details to get started.

[Continue with Google](#)

or

Email address
gi brenda.gregory@earthlink.net

Phone number Optional
US +1 Enter your phone number

[Continue](#)

Already have an account? [Sign in](#)

Verify your email
Enter the verification code sent to your email
gregoryb@childrensboard.org

Didn't receive a code? [Resend \(21\)](#)

[Continue](#)

Complete Your Registration
You've completed your login, but you still need to finalize your artist profile. This profile is included with all of your applications automatically. We also use this information during any support requests. This information can be updated at any time under Account > My Artist Profile.

Title First Name * MI Last Name *

First Name (Collaborator) MI Last Name

Primary # * Business # Cell # Fax

Website

Biz Name

Address 1 *

Address 2

City *

State / Province * Postal / Zip Code * Country *

Security Question * Security Response *

[Register](#)

DO NOT list a collaborator

Website optional

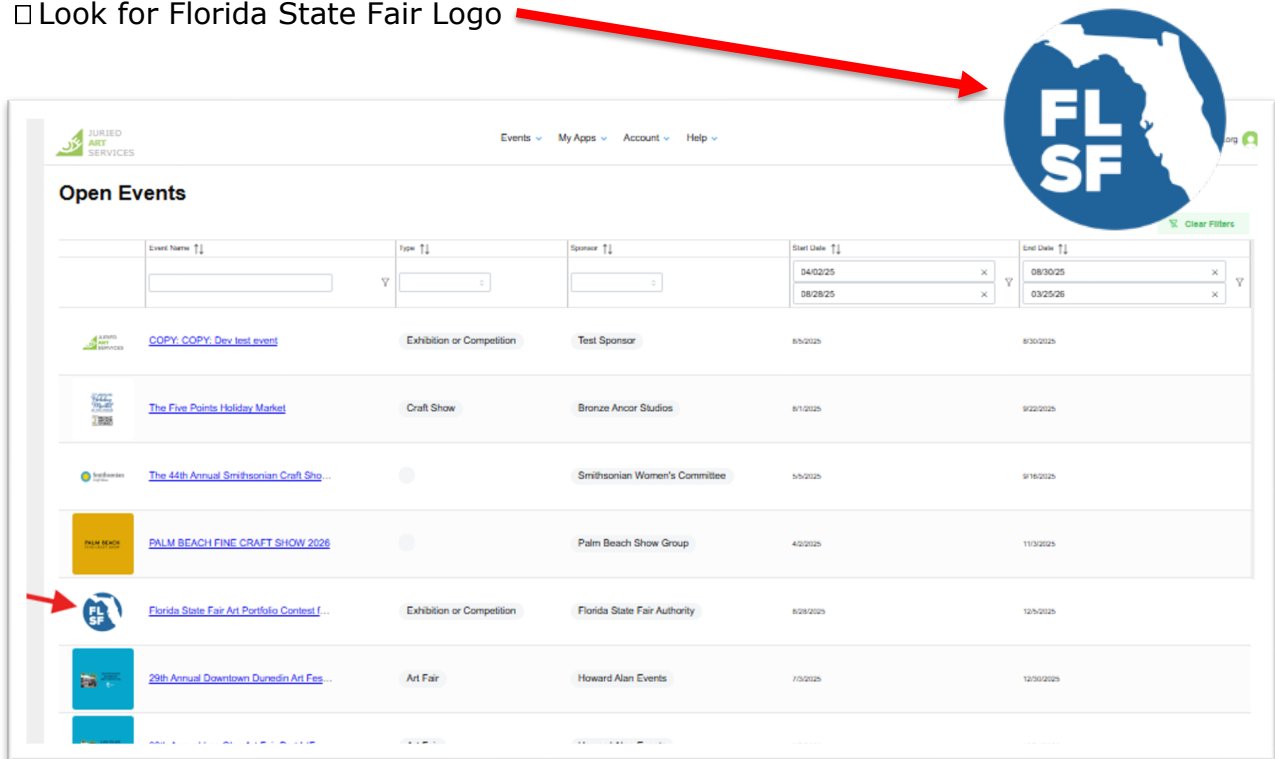
Home Mailing Address.

Answer a security question that you will remember

List only one phone number where we can best reach you

Once you **SELECT** "Register" you are taken to an "Open Events" page.

- At this point you can start to **complete your application** or **Sign out** to complete at a later time.
- To go to the application **SELECT** the "Florida State Fair Art Portfolio Contest" link.
- Look for Florida State Fair Logo

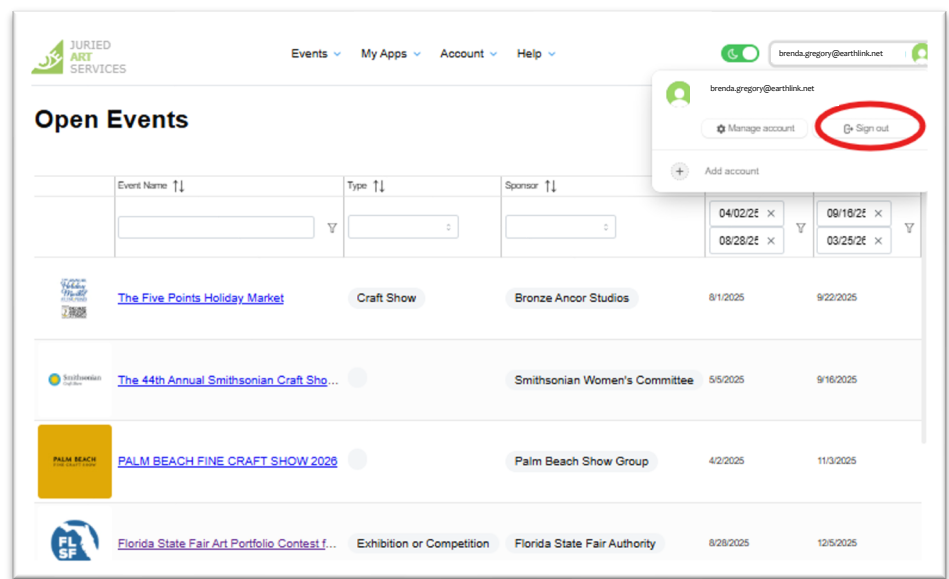


The screenshot shows the 'Open Events' page on the JURIED ART SERVICES website. A red arrow points from the text 'Look for Florida State Fair Logo' to the Florida State Fair logo, which is a blue circle with a white outline of Florida and the letters 'FL SF' inside. The page lists several events, including 'COPY, COPY: Dev test event', 'The Five Points Holiday Market', 'The 44th Annual Smithsonian Craft Show', 'PALM BEACH FINE CRAFT SHOW 2026', 'Florida State Fair Art Portfolio Contest', and '29th Annual Downtown Dungeness Art Fest'.

How to Sign Out

If you decide to return to complete the application at a later time.

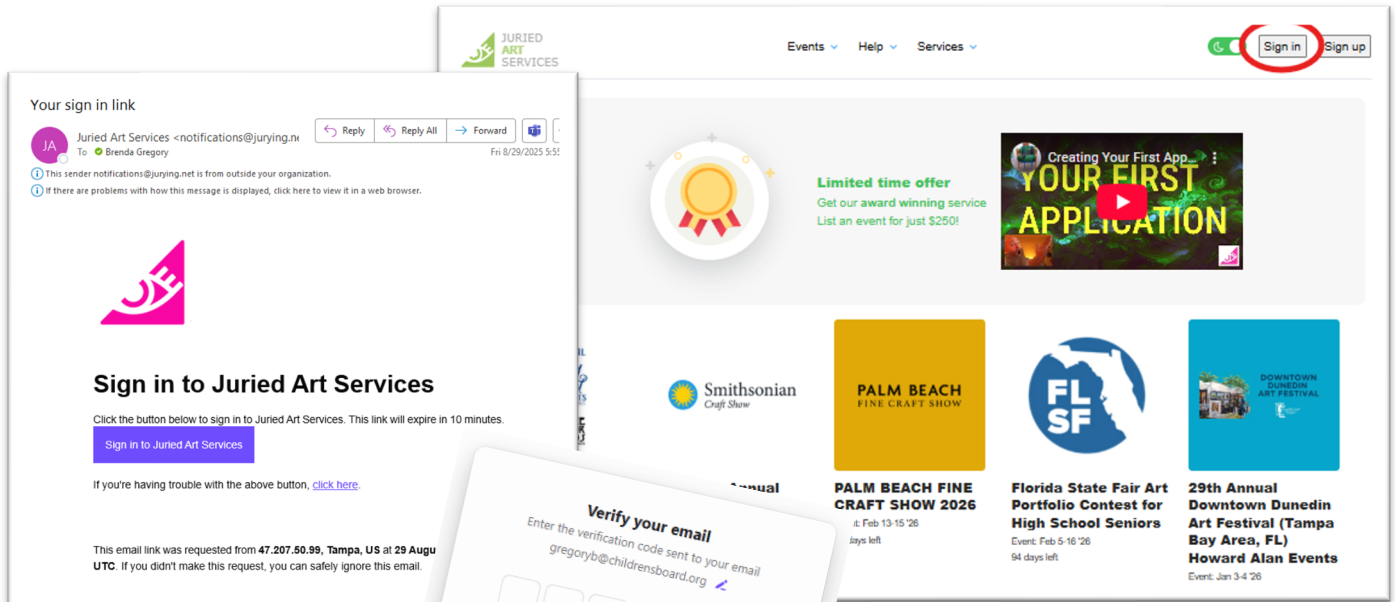
- **Sign out** of "Juried Arts Services"



The screenshot shows the 'Open Events' page with a user profile dropdown menu open. The user is logged in as 'brenda.gregory@earthlink.net'. The dropdown menu contains options for 'Manage account' and 'Sign out', with 'Sign out' circled in red. The page lists the same events as the previous screenshot, including 'The Five Points Holiday Market', 'The 44th Annual Smithsonian Craft Show', 'PALM BEACH FINE CRAFT SHOW 2026', and 'Florida State Fair Art Portfolio Contest'.

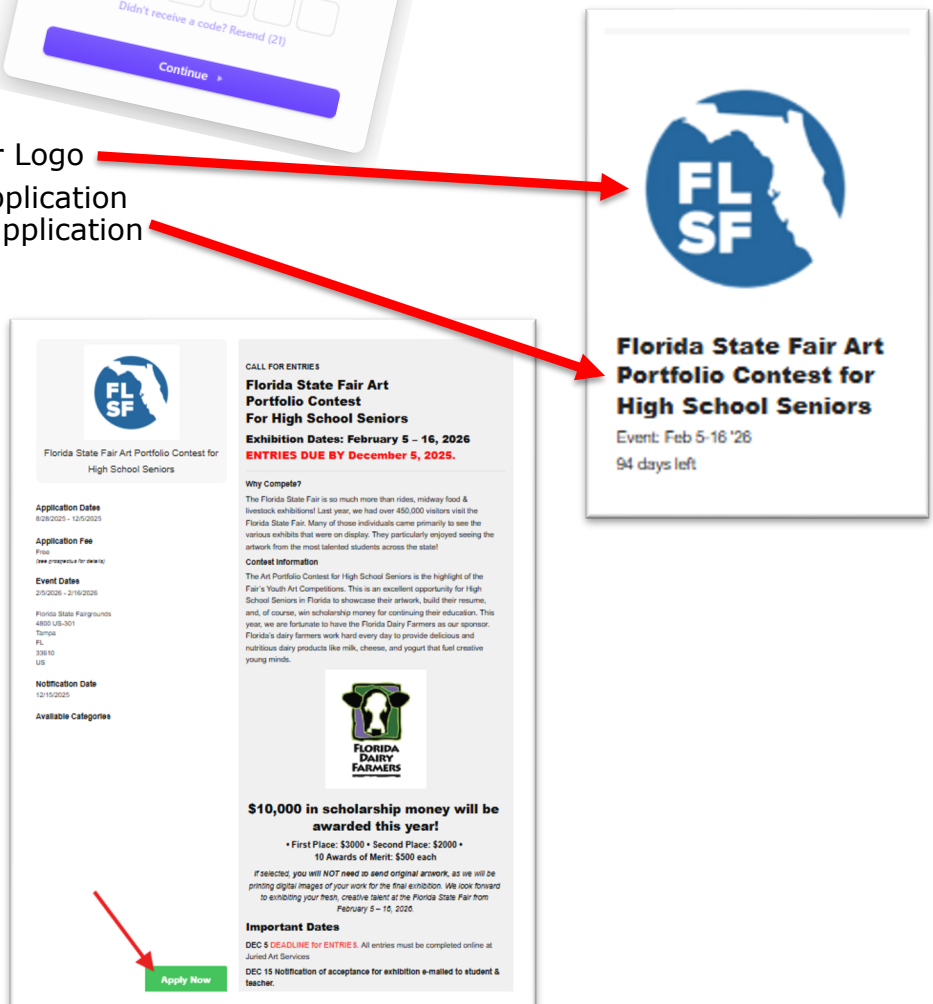
3) Complete your Application

- ❑ **GO TO:** <https://juriedartservices.com/>
- ❑ **SELECT** the "Sign in" button
- ❑ You will be asked to verify your email
- ❑ A verification code will be sent to your email address
- ❑ To verify you email, **ENTER** code from email
- ❑ **SELECT** "continue" button to go to the Juried Art Services home page



- ❑ Look for Florida State Fair Logo
- ❑ **SELECT** the link to the application
This will take you to the application landing page.
- ❑ **SELECT** "Apply Now" button at the bottom of the page.

❑ **Remember this show is for high school seniors only**



3) Complete your Application... *continued*

- Once at the actual application you will see your **Primary Artist Profile** information down the left-side of the page.
- Check to ensure that this information is accurate
- If edits need to be made **SELECT** the "Edit Artist".
NOTE: To get back into the application after editing your "Primary Artist Profile" you will **GO TO:**
<https://juriedartservices.com/events/2257>
- **SELECT** the category that best describes your artwork

Category

- ☐ 2D: Mixed Media
- ☐ 3D Mixed Media
- ☐ Architectural
- ☐ Art to Wear - Fashion
- ☐ Ceramics
- ☐ Digital Art
- ☐ Drawing (pastels, pencil, ink)
- ☐ Fiber
- ☐ Glass
- ☐ Installation
- ☒ Jewelry
- ☐ Metal
- ☐ Other
- ☐ Painting
- ☐ Photography
- ☐ Printmaking
- ☐ Sculpture
- ☐ Wood

\$10,000

If selected, printing digit to

Imp

DEC 5

Juried

DEC 1

Creating Your First Application!

YOUR FIRST APPLICATION

First Time Applicant

Is this the artist's first time applying to this event?

☒ Yes ☐ No

Primary Artist Profile [Edit Artist](#) Collaborating Artist's Name (optional)

Brenda R Gregory

Email: brenda.gregory@earthlink.net

Address: 1234 Oak Avenue

Address 2: Apt. 104

City: Tampa

State/Province: FL

Zip/Postal: 33605

Country: AE

Phone: +1 (813) 215-8906

Website:

Category

CALL FOR ENTRIES

Florida State Fair Portfolio Contest For High School

Exhibition Dates: FEB 5-16 2026

ENTRIES DUE BY DEC 1

Why Compete?

The Florida State Fair is so much more than just livestock exhibitions! Last year, over 100,000 visitors enjoyed the Florida State Fair. Many of those visitors were artists who displayed their artwork from the most talented students in the state.

Contest Information

The Art Portfolio Contest for High School Seniors in Florida is a chance for you to show your talent and, of course, win scholarship money. Last year, we were fortunate to have the Florida's dairy farmers work hard to produce nutritious dairy products like milk and cheese for young minds.

- Provide an **artist statement** when submitting your online application (This is not a biography). Tell us why you create art and what your art is all about. (See page 2 for tips)
- Limit artist statement to 1000 characters.
- Complete all the fields in the application
- **SELECT** the "Create New Application" button
- This will take you to the page to upload your portfolio images

Artist Statement *

As a high school student I have always enjoyed science engineering and art. I find that jewelry making ...

Words: 19. Characters: 104.

What grade are you currently in? *

12

Words: 1. Characters: 2 / 1000.

Name of school? *

Lake Brantley High School

Words: 4. Characters: 25 / 1000.

Name of teacher? First and Last Name *

Mary Hill

Words: 2. Characters: 9 / 1000.

Teacher's email? *

M.Hill@scps.net

Words: 1. Characters: 15 / 1000.

County of residence? *

Seminole

Words: 1. Characters: 8 / 1000.

[Create New Application](#)

Cancel

teacher.

All artwork in the exhibition will be displayed at the Florida State Fair. Detailed instructions are included in the packet.

JAN 9 High-resolution digital files

The 32 student artists' portfolios may be asked to submit high-resolution files from their portfolio, along with a list of individual pieces will be chosen to submit a single high-resolution file.

JAN 10 Awards recipients will be announced

JAN 16 Online Public preview of artwork

FEB 5-16 2026 Florida State Fair

Center on the Florida State Fairgrounds

Eligibility Requirements

- Open to **ONLY** high school students
- Students must be a Florida state of Florida
- Students can apply from either in-state or out-of-state

Scholarship Awards

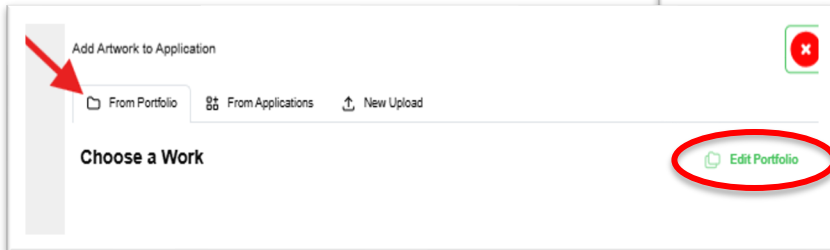
- First Place: \$3000
- Second Place: \$2000
- Ten (10) Awards of Merit: \$500 each

Competition Requirements

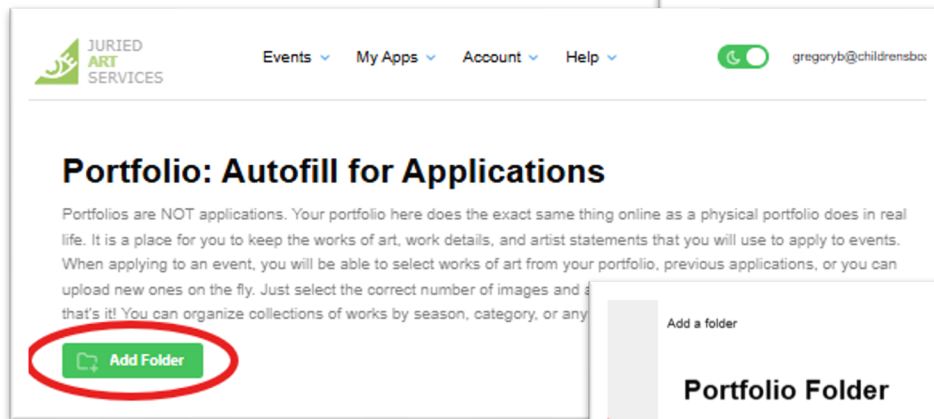
- All work must be original and created within the last year
- There is **NO** entry fee!

4) Uploading portfolio images and headshot to your application

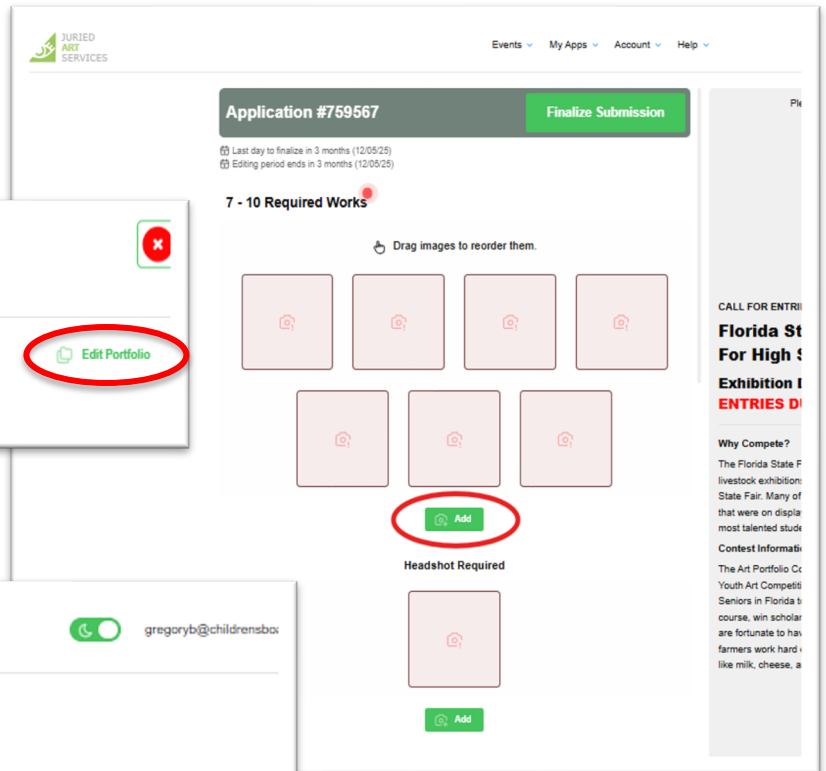
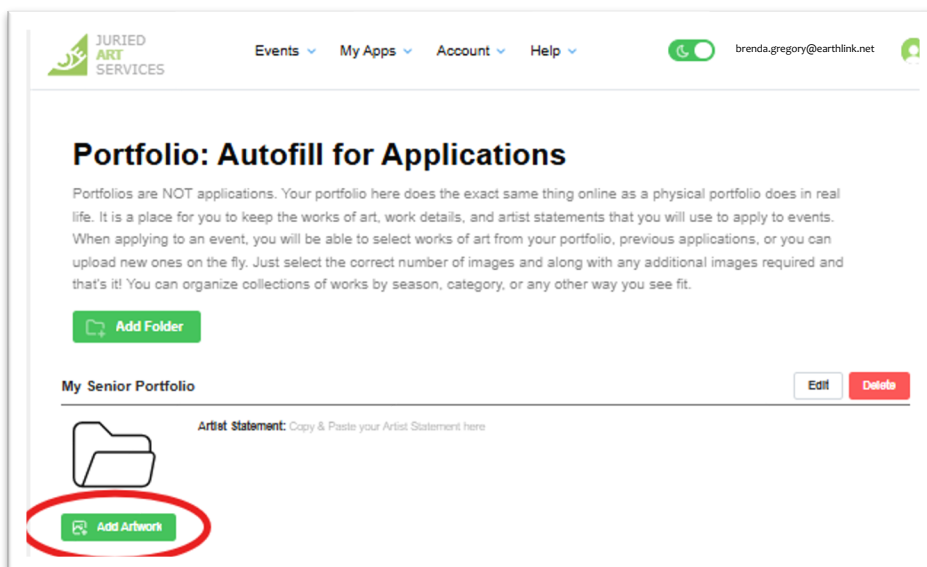
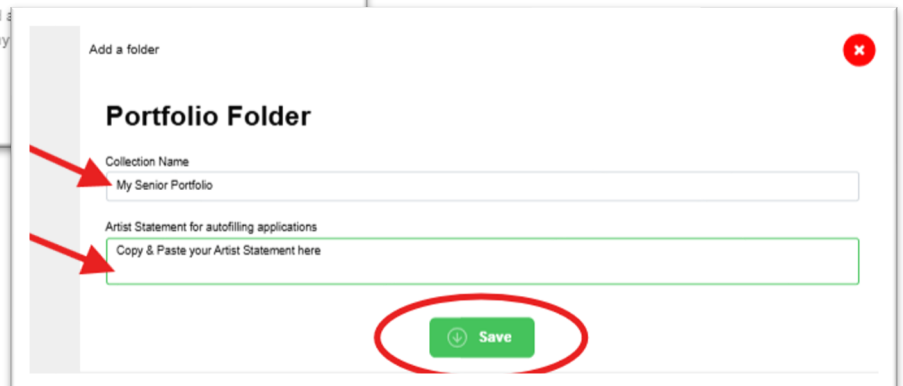
- ❑ **SELECT** the "Add" button
- ❑ You will be taken to a page called **"Add Artwork to Application"**
- ❑ **SELECT** the "From Portfolio" Tab



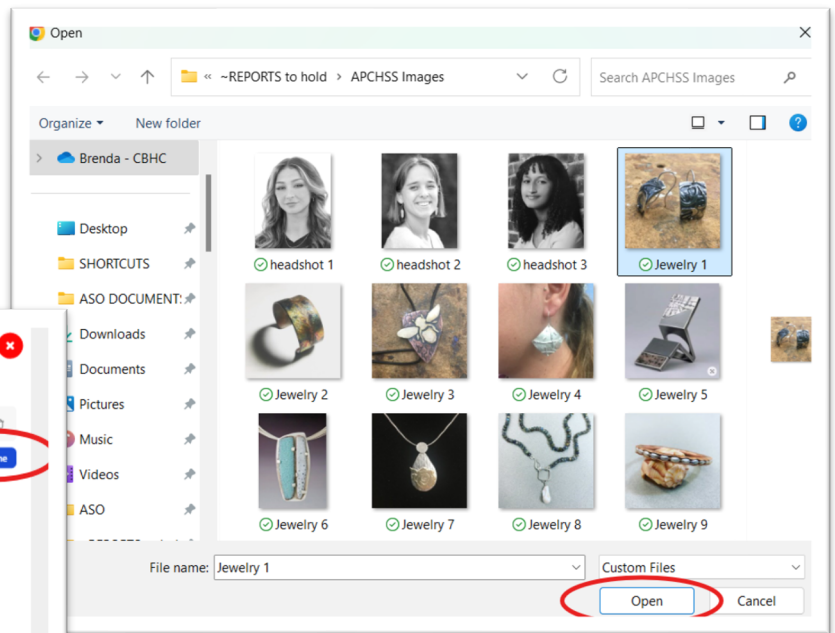
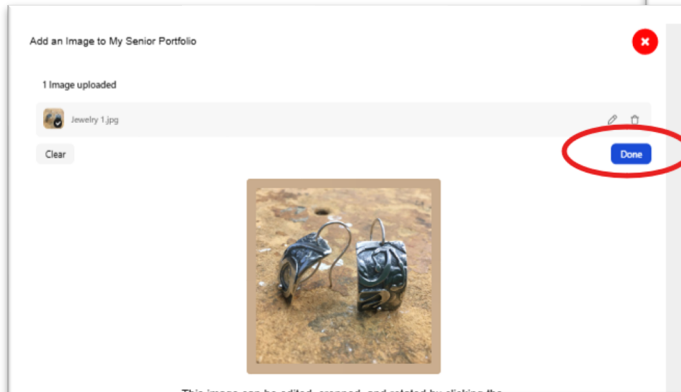
- ❑ **SELECT** the "Add Folder" button



- ❑ **NAME** your collection.
- ❑ You will need to add your **artist statement** again. Copy and paste into the "Artist Statement" field.
- ❑ **SELECT** the "Save" button
- ❑ This will take you to the "Portfolio: Autofill for Applications" page



- ❑ **Navigate to** where your images are on your computer.
- ❑ **SELECT** one image at a time.
- ❑ You will see it load to the page.
- ❑ **SELECT** "Done" button when image has uploaded



- ❑ You will see it load to the page.
- ❑ **SELECT** the "Add Artwork" button to add another image to your portfolio, until all images are added
- ❑ **Add your headshot to the portfolio**

Portfolio: Autofill for Applications

Portfolios are NOT applications. Your portfolio here does the exact same thing online as a physical portfolio does in real life. It is a place for you to keep the works of art, work details, and artist statements that you will use to apply to events. When applying to an event, you will be able to select works of art from your portfolio, previous applications, or you can upload new ones on the fly. Just select the correct number of images and along with any additional images required and that's it! You can organize collections of works by season, category, or any other way you see fit.

[Add Folder](#)

My Senior Portfolio

[Edit](#) [Delete](#)



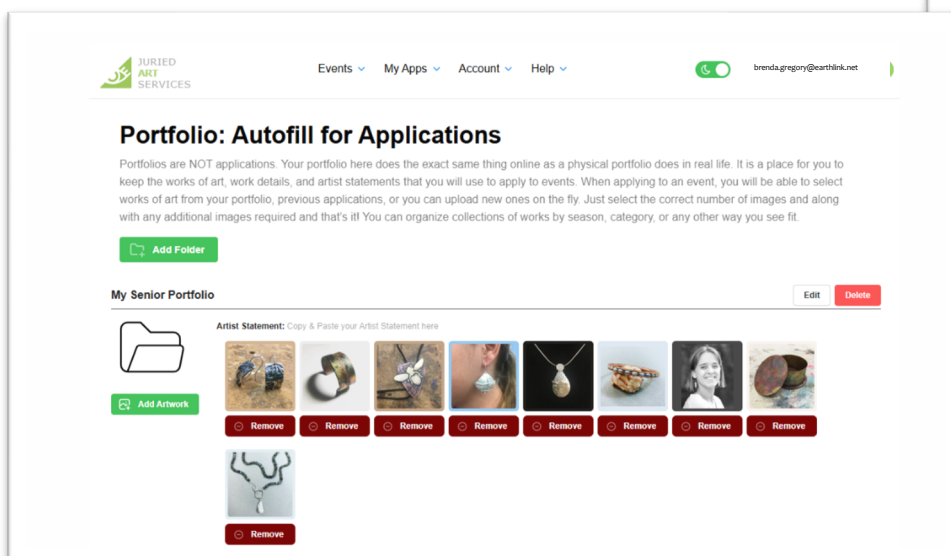
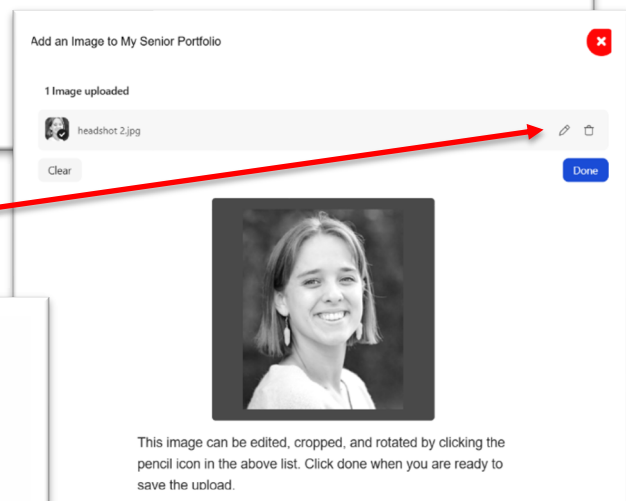
Artist Statement: Copy & Paste your Artist Statement here



[Remove](#)

[Add Artwork](#)

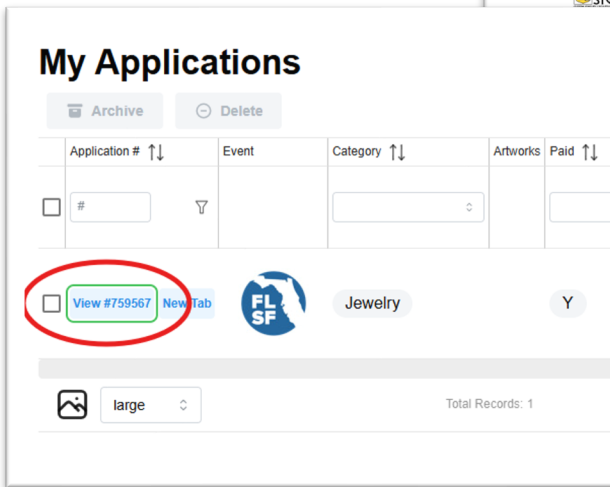
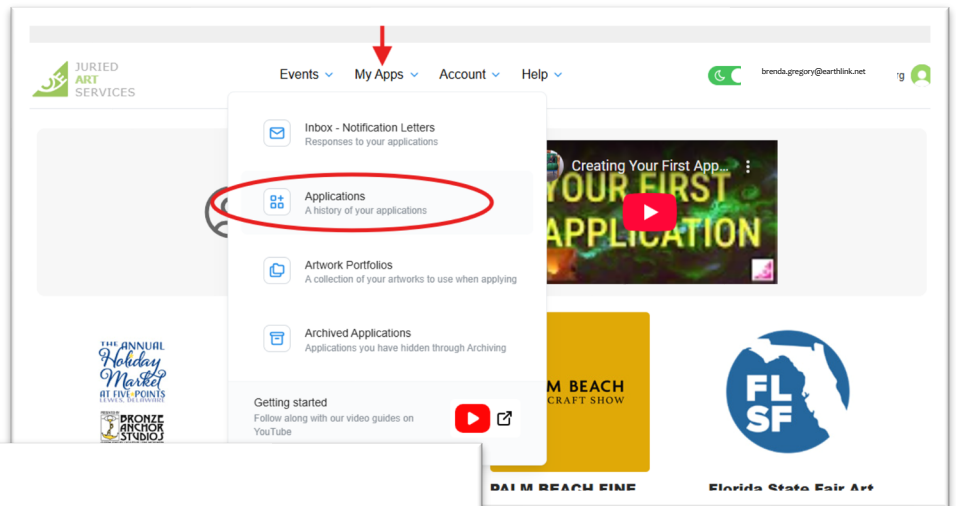
NOTE: if you want to Edit the image, SELECT the "Edit" icon. The Edit feature allows you to crop, rotate, flip, mirror & tune an image.



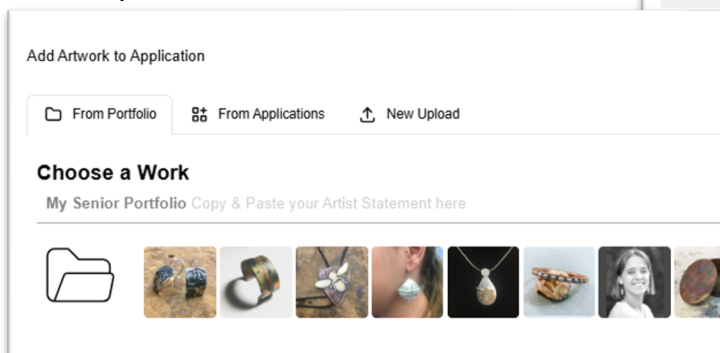
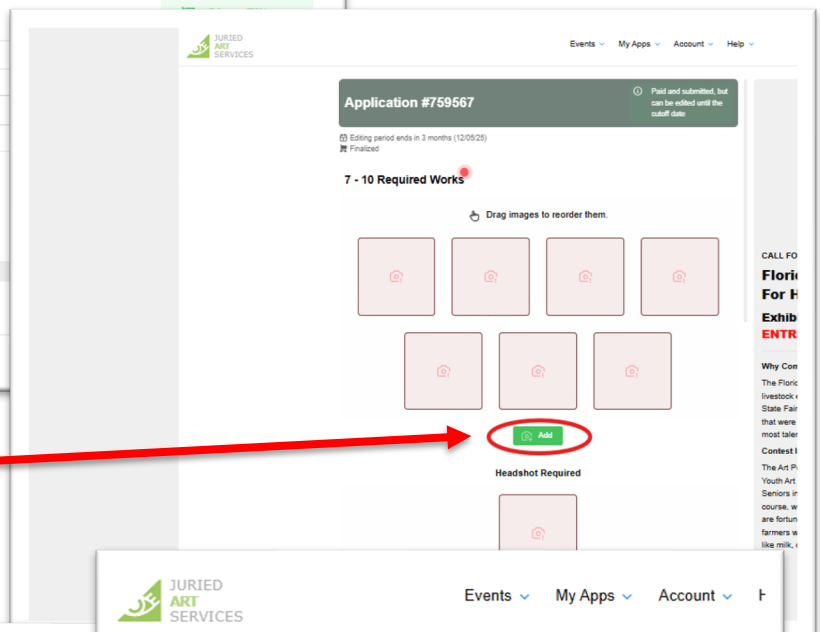
Load images from your "Portfolio Folder" to your application

- Return to the "Home Page"
- SELECT** the "My Apps" dropdown Tab to go to your "Applications" page.

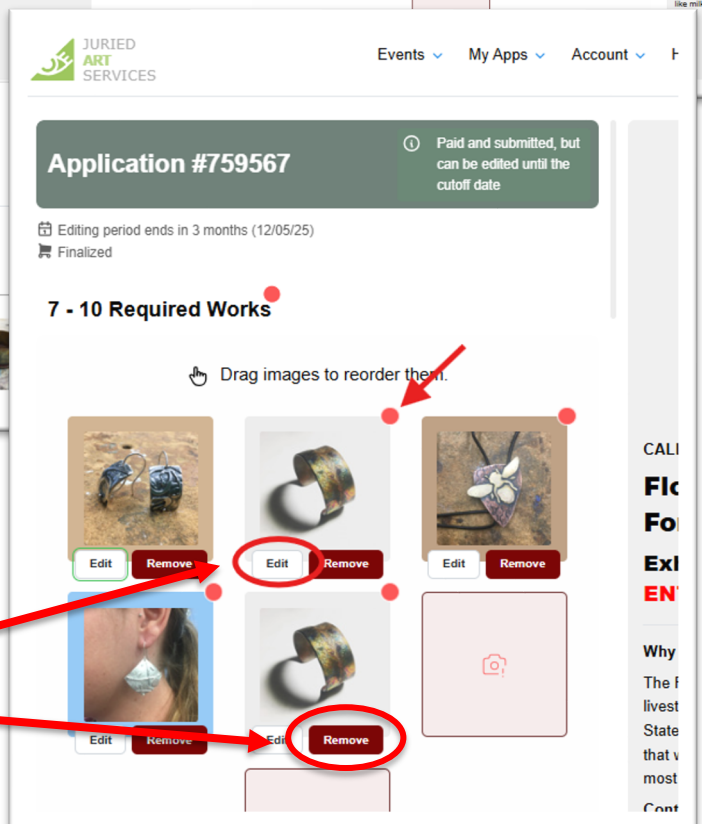
- SELECT** your application.



- SELECT** the "Add" button. This takes you to the page where all your images are stored.
- SELECT** the image(s) that you want to upload



- They will load to your application.
- If there is a **RED dot** to the right of your image you need to complete the information needed to describe each piece.
- SELECT** the "Edit" button for each image to add specific information on each piece.
- SELECT** the "Remove" button to delete a duplicate image



- It is best to complete the **Artwork Requirements** while you are completing the application.
- **SELECT** the "Save" button
- Every piece will need to have this information.
- **Upload your headshot**

JURIED ART SERVICES

Application #759567

7 - 10 Required Works

Headshot Required

Edit Artwork #2948455

Artwork Requirements

Save

- **SELECT** the "Save changes" button at the bottom of the page.

- **NOTE:** You can edit your images at anytime before the application deadline date.
- **Sign In to Juried Art Services**
- From the **My Apps** dropdown **SELECT** "Applications"
- **SELECT** the "View #app" link
- You should be able to edit images or change copy in any of the application fields.

JURIED ART SERVICES

Application #759567

Artist Statement

Save Changes

For more information contact Brenda Gregory at 813-215-8906 **OR** email brenda.gregory@earthlink.net.

Technical support is available at Juried Art Services:
<https://juriedartservices.com/help/contact-support>