

How to create a digital portfolio and upload portfolio to Juried Art Services

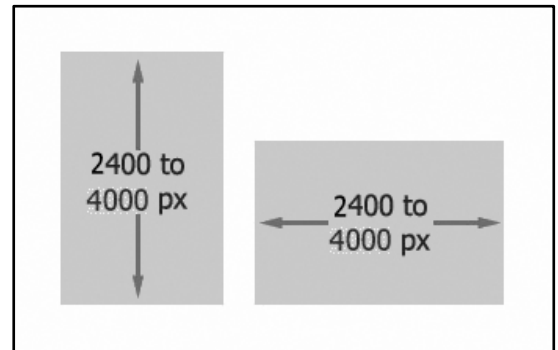
All detailed instructions are available at Juried Art Services - tutorial:
<https://juriedartservices.com/help/contact-support>

Technical support is available at Juried Art Services: Email: support@jurying.net

Steps to submitting an application online

- ❑ **Prepare your images:** Before starting the online application have your portfolio images prepared.
- ❑ **Write your Artist Statement** and have it ready to copy and paste into the application.


Images must be no less than 2400 pixels on the smallest side, and no more than 4000 pixels on the widest side. See below for detailed instructions.



- ❑ Images must be of high enough resolution to be used to produce prints for the exhibition
- ❑ Do not submit images taken with a camera phone or designated as "web ready"
- ❑ Set camera at "extra fine" or "fine" resolution
- ❑ Images must be JPG files with the .jpg extension
- ❑ Image size should be no smaller than 2400 pixels (8 inches) on the smallest side and no more than 4000 pixels on the widest side
- ❑ Images should be 300 PPI (Pixels Per Inch)
- ❑ Recommended color mode is RGB
- ❑ Saved images should be oriented correctly for the viewer (Not upside down or sideways)
- ❑ Images that are of poor quality or improper resolution will not be accepted
- ❑ Digital File names of images in this format: last name_image number.jpg
For example: Brenda Gregory's image 3 would have a file name: **gregory_3.jpg**

Complete the New Member Registration

- ❑ **GO TO:** <https://juriedartservices.com/>
- ❑ **SELECT** the "Sign up" button



1) Create your account

- Use your email address to "Sign Up"
- You will be asked to verify your email
- A verification code will be sent to your email address
- To verify you email, **ENTER** code from email
- **SELECT** "continue" button to go to the "Complete Your Registration" page

2) Complete Your Registration

- **Fill in** the fields described below
- **SELECT** the "Register" button

Create your account
Welcome! Please fill in the details to get started.

[Continue with Google](#)

or

Email address
gi brenda.gregory@earthlink.net

Phone number Optional
US +1 Enter your phone number

[Continue](#)

Already have an account? [Sign in](#)

Verify your email
Enter the verification code sent to your email
gregoryb@childrensboard.org

Didn't receive a code? [Resend \(21\)](#)

[Continue](#)

Complete Your Registration
You've completed your login, but you still need to finalize your artist profile. This profile is included with all of your applications automatically. We also use this information during any support requests. This information can be updated at any time under Account > My Artist Profile.

Title ~~X~~ First Name * Brenda MI R Last Name * Gregory

First Name (Collaborator) MI Last Name

Primary # * +1 (813) 215-8906 Business # +1 ~~X~~ Cell # +1 ~~X~~ Fax +1 ~~X~~

Website http://example.com

Biz Name ~~X~~

Address 1 * 1234 Oak Avenue

Address 2 Apt. 104

City * Tampa

State Province * Florida Postal / Zip Code * 33605 Country * United States

Security Question * Who is your favorite artist? Security Response * Van Gogh

[Register](#)

DO NOT list a collaborator

Website optional

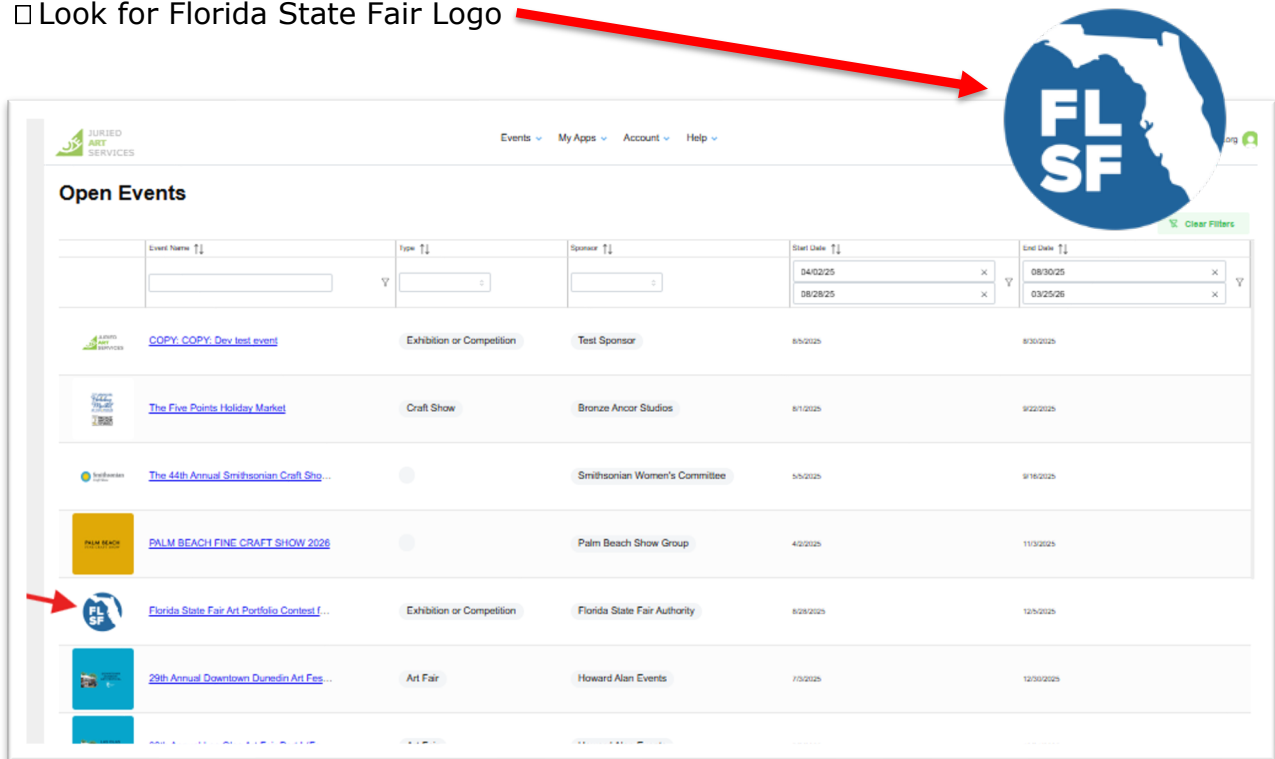
Home Mailing Address.

Answer a security question that you will remember

List only one phone number where we can best reach you

Once you **SELECT** "Register" you are taken to an "Open Events" page.

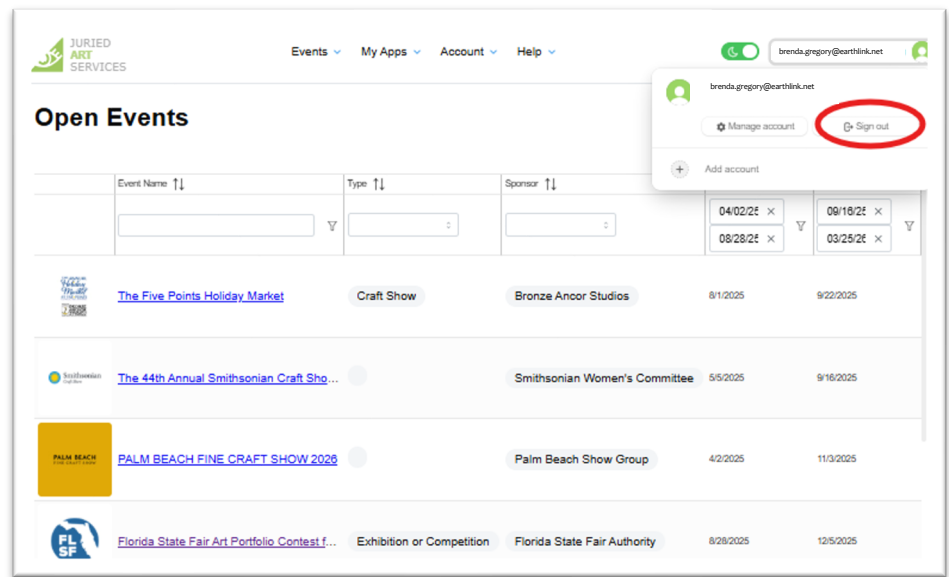
- At this point you can start to **complete your application** or **Sign out** to complete at a later time.
- To go to the application **SELECT** the "Florida State Fair Art Portfolio Contest" link.
- Look for Florida State Fair Logo



How to Sign Out

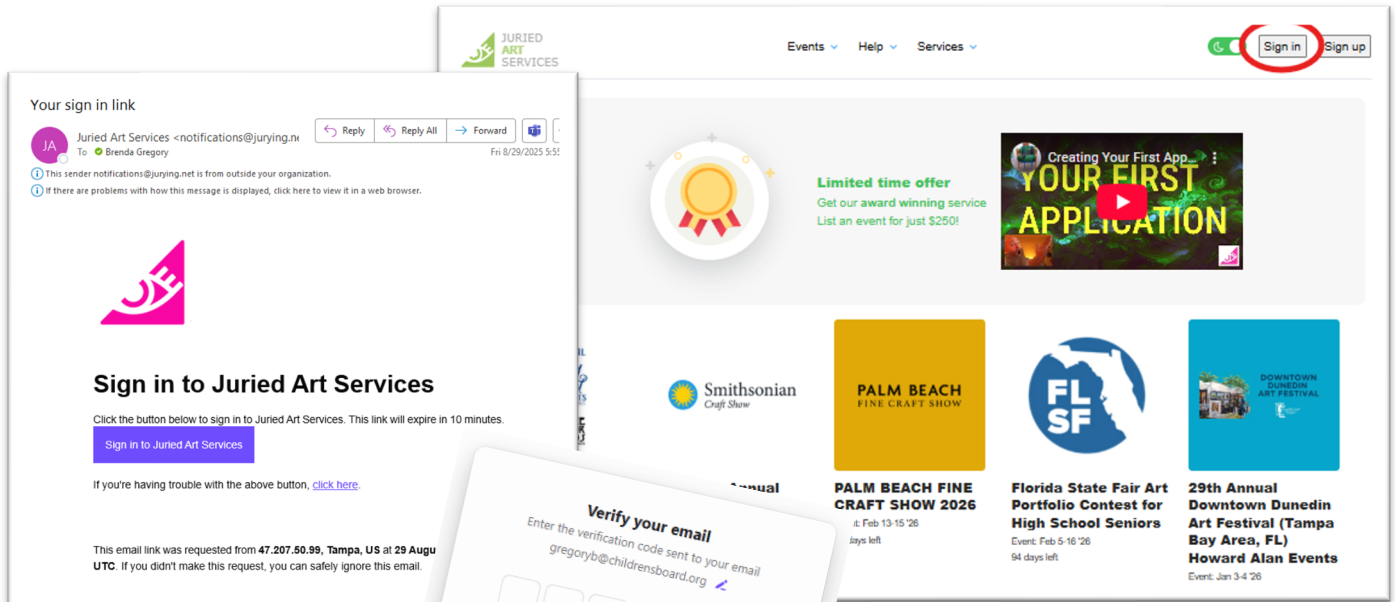
If you decide to return to complete the application at a later time.

- **Sign out** of "Juried Arts Services"



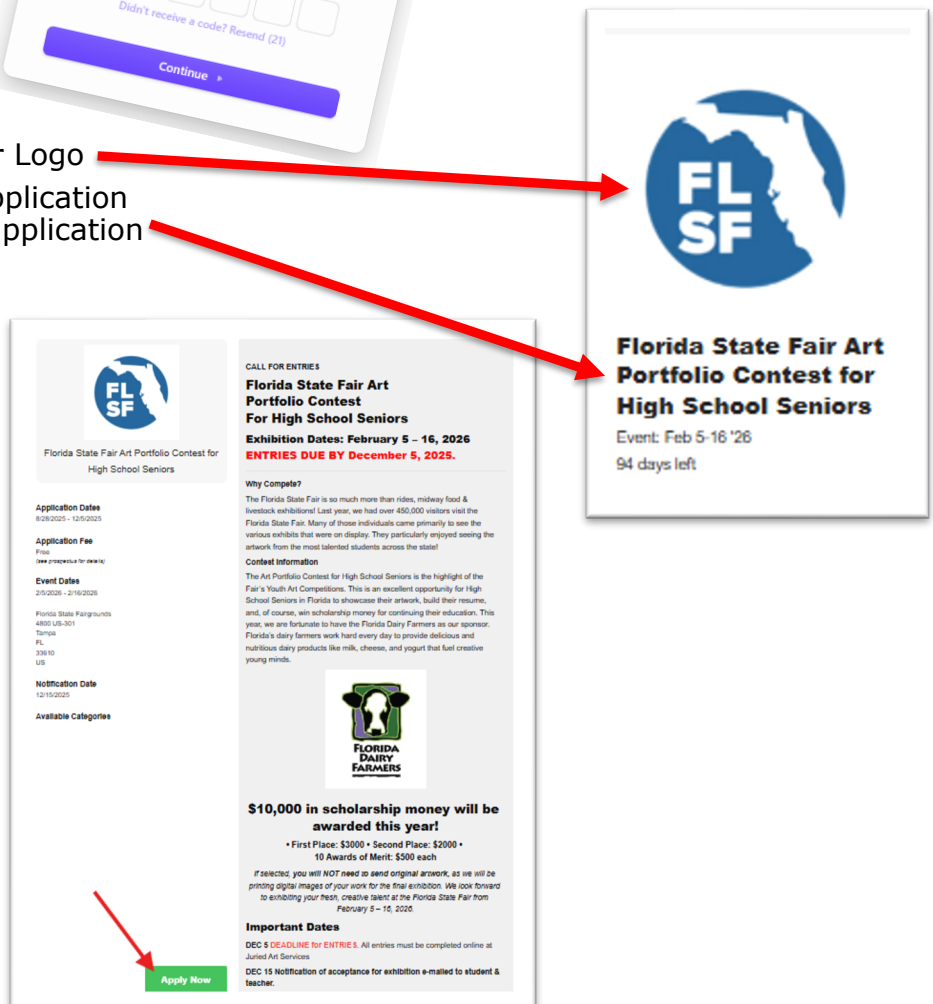
3) Complete your Application

- ❑ **GO TO:** <https://juriedartservices.com/>
- ❑ **SELECT** the "Sign in" button
- ❑ You will be asked to verify your email
- ❑ A verification code will be sent to your email address
- ❑ To verify you email, **ENTER** code from email
- ❑ **SELECT** "continue" button to go to the Juried Art Services home page



- ❑ Look for Florida State Fair Logo
- ❑ **SELECT** the link to the application
This will take you to the application landing page.
- ❑ **SELECT** "Apply Now" button at the bottom of the page.

❑ **Remember this show is for high school seniors only**



3) Complete your Application... *continued*

- Once at the actual application you will see your **Primary Artist Profile** information down the left-side of the page.
- Check to ensure that this information is accurate
- If edits need to be made **SELECT** the "Edit Artist".
NOTE: To get back into the application after editing your "Primary Artist Profile" you will **GO TO:**
<https://juriedartservices.com/events/2257>
- **SELECT** the category that best describes your artwork

Category

- ☐ 2D: Mixed Media
- ☐ 3D Mixed Media
- ☐ Architectural
- ☐ Art to Wear - Fashion
- ☐ Ceramics
- ☐ Digital Art
- ☐ Drawing (pastels, pencil, ink)
- ☐ Fiber
- ☐ Glass
- ☐ Installation
- ☒ Jewelry
- ☐ Metal
- ☐ Other
- ☐ Painting
- ☐ Photography
- ☐ Printmaking
- ☐ Sculpture
- ☐ Wood

\$10,000

If selected, printing digit to

Imp

DEC 5

Juried

DEC 1

Creating Your First Application!

YOUR FIRST APPLICATION

First Time Applicant

Is this the artist's first time applying to this event?

☒ Yes ☐ No

Primary Artist Profile [Edit Artist](#) Collaborating Artist's Name (optional)

Brenda R Gregory

Email: brenda.gregory@earthlink.net

Address: 1234 Oak Avenue

Address 2: Apt. 104

City: Tampa

State/Province: FL

Zip/Postal: 33605

Country: AE

Phone: +1 (813) 215-8906

Website:

Category

CALL FOR ENTRIES

Florida State Fair Portfolio Contest For High School

Exhibition Dates: FEB 5-16 2026

ENTRIES DUE BY DEC 1

Why Compete?

The Florida State Fair is so much more than just livestock exhibitions! Last year, over 100 artists from across Florida participated in the Florida State Fair. Many of those artists exhibited their work in the Florida State Fair. Many of those artists exhibited their work in the Florida State Fair. Many of those artists exhibited their work in the Florida State Fair.

Contest Information

The Art Portfolio Contest for High School Seniors in Florida is a chance for you to showcase your talent and, of course, win scholarship money. Last year, we were fortunate to have the Florida's dairy farmers work hard to produce nutritious dairy products like milk and young minds.

- Provide an **artist statement** when submitting your online application (This is not a biography). Tell us why you create art and what your art is all about. (See page 2 for tips)
- Limit artist statement to 1000 characters.
- Complete all the fields in the application
- **SELECT** the "Create New Application" button
- This will take you to the page to upload your portfolio images

Artist Statement *

As a high school student I have always enjoy science engineering and art. I find that jewelry making ...

Words: 19. Characters: 104.

What grade are you currently in? *

12

Words: 1. Characters: 2 / 1000.

Name of school? *

Lake Brantley High School

Words: 4. Characters: 25 / 1000.

Name of teacher? First and Last Name *

Mary Hill

Words: 2. Characters: 9 / 1000.

Teacher's email? *

M.Hill@scps.net

Words: 1. Characters: 15 / 1000.

County of residence? *

Seminole

Words: 1. Characters: 8 / 1000.

[Create New Application](#)

Cancel

teacher.

All artwork in the exhibition will be displayed at the Florida State Fair. Detailed instructions are included in the packet.

JAN 9 High-resolution digital file

The 32 student artists' portfolio may be asked to submit high-resolution files from their portfolio, along with a high-resolution image of their individual pieces will be chosen to submit a single high-resolution image.

JAN 10 Awards recipients will be announced

JAN 16 Online Public preview in the Florida State Fair Center on the Florida State Fairgrounds

Eligibility Requirements

- Open to **ONLY** high school students
- Students must be a Florida state of Florida
- Students can apply from either in person or online

Scholarship Awards

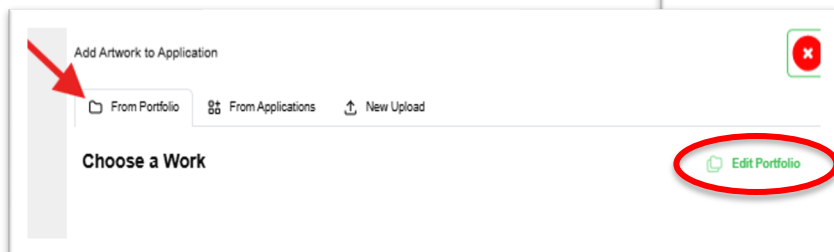
- First Place: \$3000
- Second Place: \$2000
- Ten (10) Awards of Merit: \$500 each

Competition Requirements

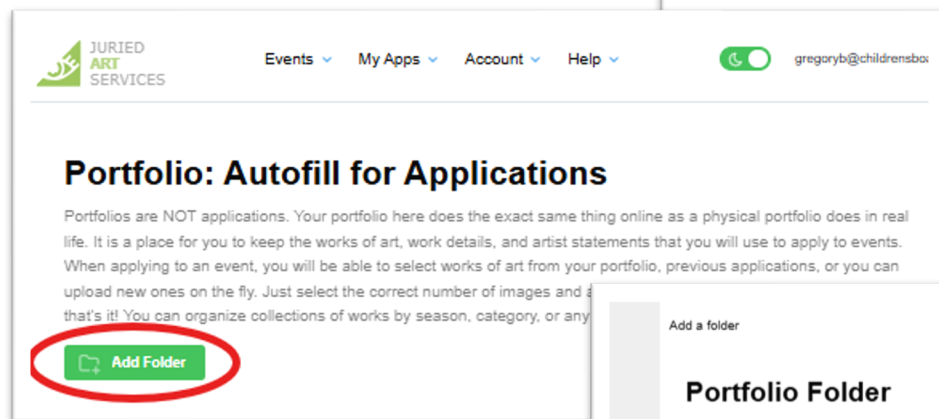
- All work must be original and created by the student
- There is **NO** entry fee!

4) Uploading portfolio images and headshot to your application

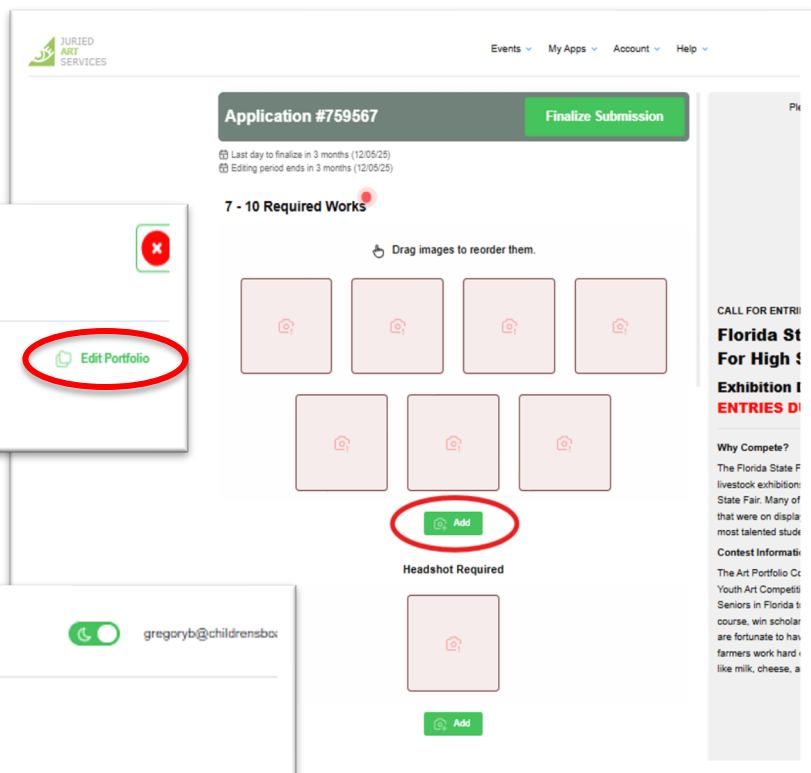
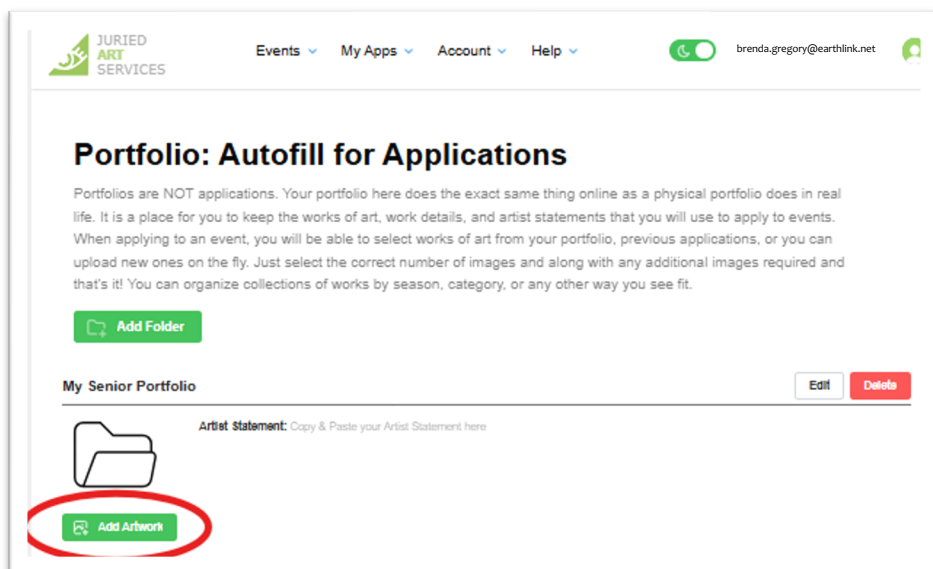
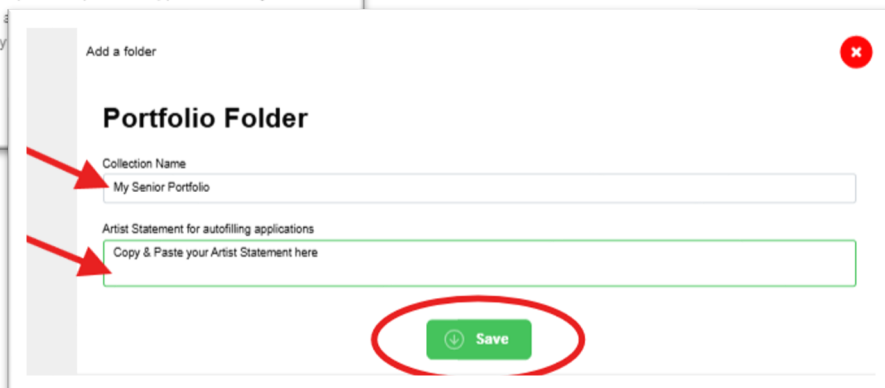
- ❑ **SELECT** the "Add" button
- ❑ You will be taken to a page called **"Add Artwork to Application"**
- ❑ **SELECT** the "From Portfolio" Tab



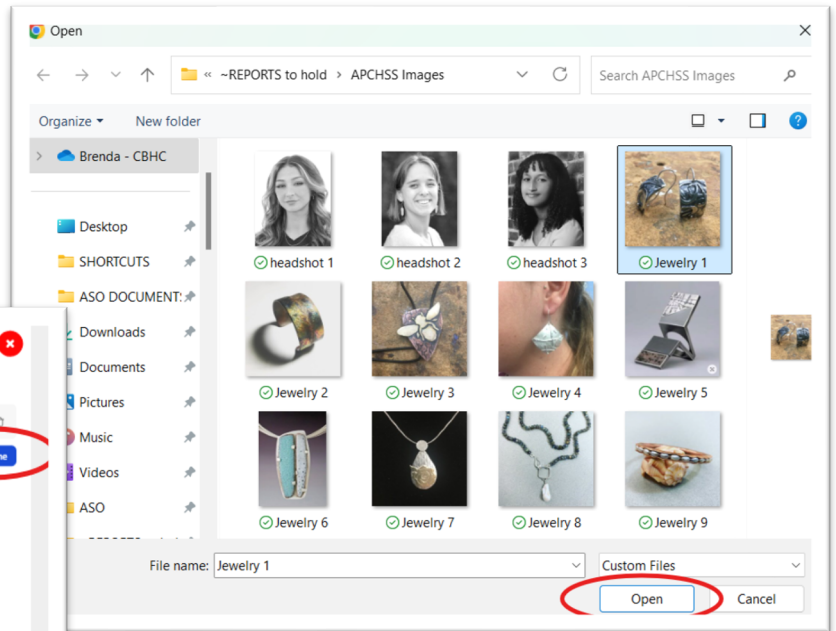
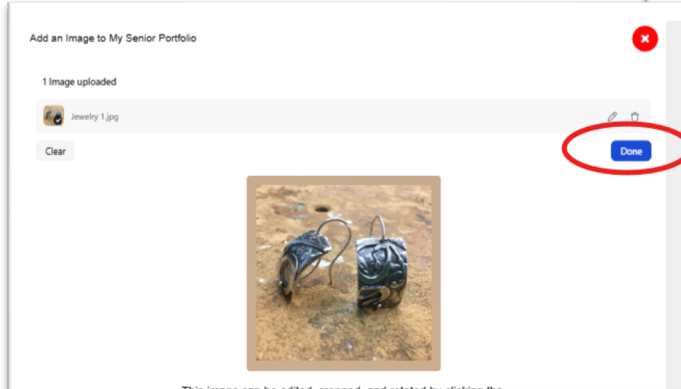
- ❑ **SELECT** the "Add Folder" button



- ❑ **NAME** your collection.
- ❑ You will need to add your **artist statement** again. Copy and paste into the "Artist Statement" field.
- ❑ **SELECT** the "Save" button
- ❑ This will take you to the "Portfolio: Autofill for Applications" page



- ❑ **Navigate to** where your images are on your computer.
- ❑ **SELECT** one image at a time.
- ❑ You will see it load to the page.
- ❑ **SELECT** "Done" button when image has uploaded



- ❑ You will see it load to the page.
- ❑ **SELECT** the "Add Artwork" button to add another image to your portfolio, until all images are added
- ❑ **Add your headshot to the portfolio**

Portfolio: Autofill for Applications

Portfolios are NOT applications. Your portfolio here does the exact same thing online as a physical portfolio does in real life. It is a place for you to keep the works of art, work details, and artist statements that you will use to apply to events. When applying to an event, you will be able to select works of art from your portfolio, previous applications, or you can upload new ones on the fly. Just select the correct number of images and along with any additional images required and that's it! You can organize collections of works by season, category, or any other way you see fit.

[Add Folder](#)

My Senior Portfolio

[Edit](#) [Delete](#)



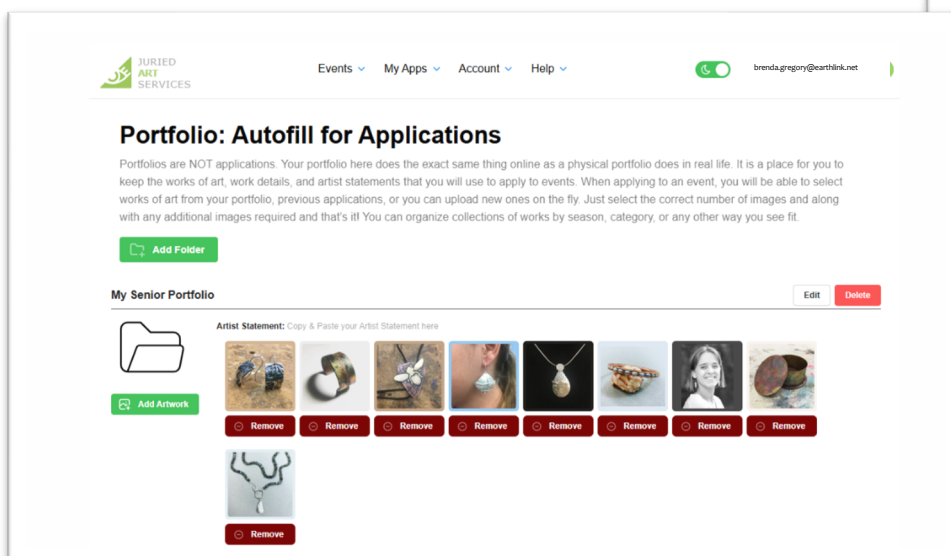
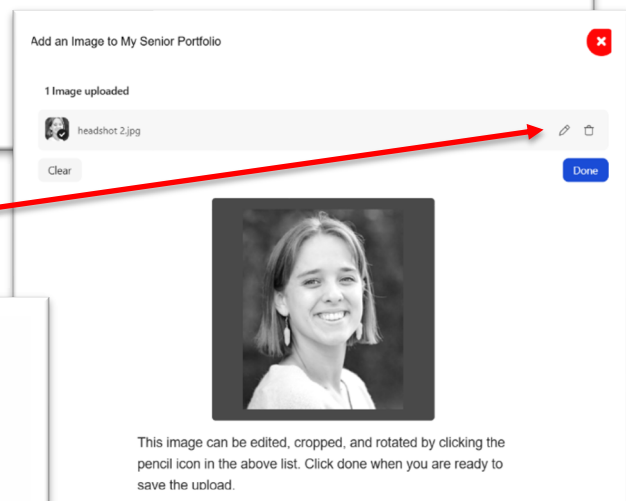
Artist Statement: Copy & Paste your Artist Statement here



[Add Artwork](#)

[Remove](#)

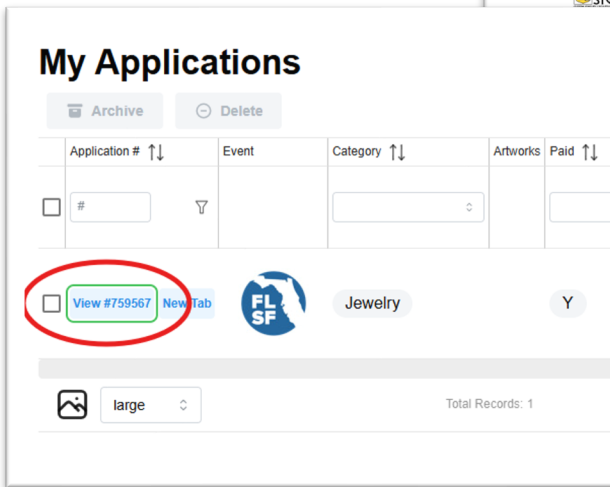
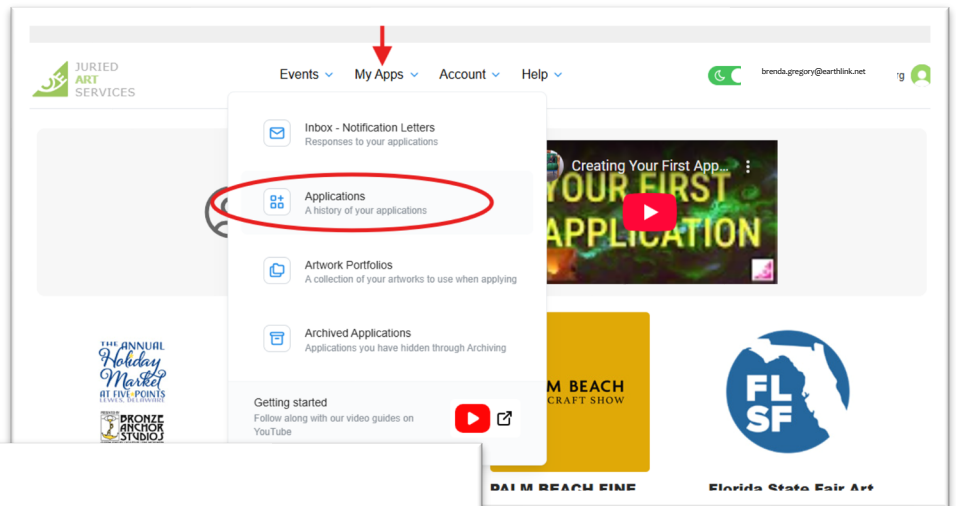
NOTE: if you want to Edit the image, SELECT the "Edit" icon. The Edit feature allows you to crop, rotate, flip, mirror & tune an image.



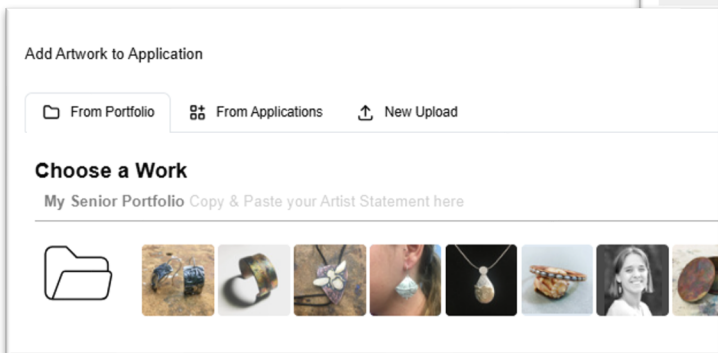
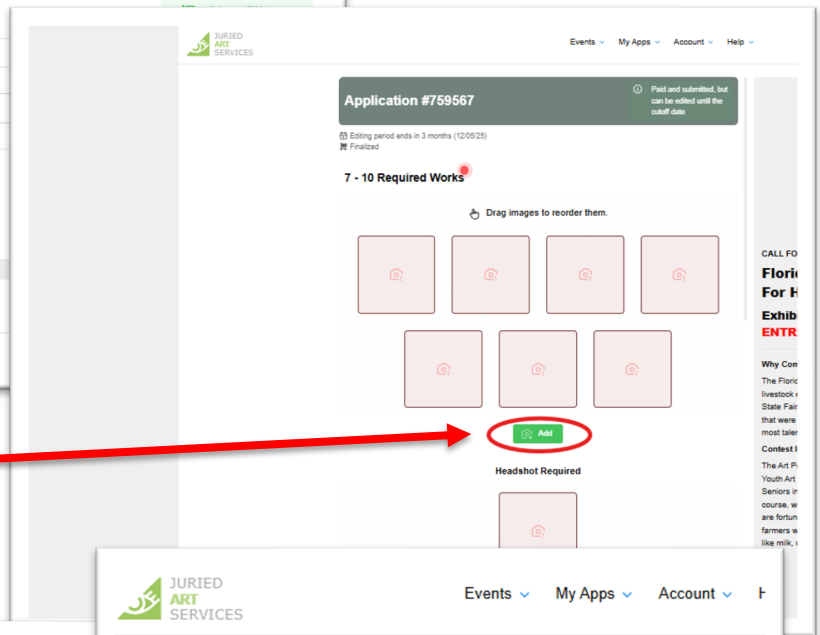
Load images from your "Portfolio Folder" to your application

- Return to the "Home Page"
- SELECT** the "My Apps" dropdown Tab to go to your "Applications" page.

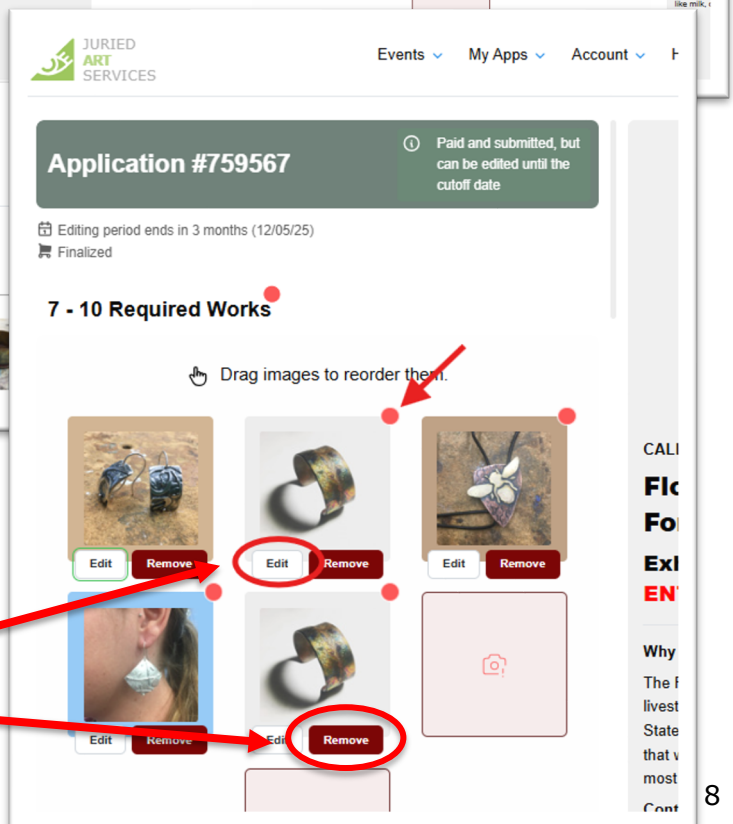
- SELECT** your application.



- SELECT** the "Add" button. This takes you to the page where all your images are stored.
- SELECT** the image(s) that you want to upload



- They will load to your application.
- If there is a **RED dot** to the right of your image you need to complete the information needed to describe each piece.
- SELECT** the "Edit" button for each image to add specific information on each piece.
- SELECT** the "Remove" button to delete a duplicate image



- It is best to complete the **Artwork Requirements** while you are completing the application.
- **SELECT** the "Save" button
- Every piece will need to have this information.
- **Upload your headshot**

JURIED ART SERVICES

Application #759567

7 - 10 Required Works

Headshot Required

Edit Artwork #2948455

Artwork Requirements

Save

- **SELECT** the "Save changes" button at the bottom of the page.

- **NOTE:** You can edit your images at anytime before the application deadline date.
- **Sign In to Juried Art Services**
- From the **My Apps** dropdown **SELECT** "Applications"
- **SELECT** the "View #app" link
- You should be able to edit images or change copy in any of the application fields.

JURIED ART SERVICES

Application #759567

Artist Statement

Save Changes

For more information contact Brenda Gregory at 813-215-8906 **OR** email brenda.gregory@earthlink.net.

Technical support is available at Juried Art Services:
<https://juriedartservices.com/help/contact-support>