

# 2026 Florida State Fair Creative Living Competitions Arts, Crafts & Photography Competition Handbook

Crafts, Digital Arts, Fine Art, Graphic Design, Home  
& Holiday Craft, Photography & More!

## YOUTH

## QUESTIONS? CONTACT US!



BY PHONE AT  
(813)621-7821

BY EMAIL AT  
CREATIVELIVING@FLORIDASTATEFAIR.COM

## IMPORTANT DATES

**Entry Deadline:** Friday, December 5, 2025

**Late Entry Deadline:** Friday, December 12, 2025

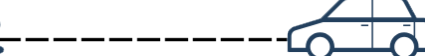
**Item Delivery:** Wednesday, January 7, 2026 - 11:00am-3:00pm  
Thursday, January 8, 2026 - 11:00am-3:00pm  
Friday, January 9, 2026 - 11:00am-6:00pm  
Saturday, January 10, 2026 - 10:00am-4:00pm

**Item Pickup:** Wednesday, February 18, 2026 - 11:00am-3:00pm  
Thursday, February 19, 2026 - 11:00am-3:00pm  
Friday, February 20, 2026 - 11:00am-3:00pm  
Saturday, February 21, 2026 - 10:00am-2:00pm

## ENTRY DELIVERY & PICK-UP

Enter off of Orient Road through the Service  
Entrance on the west side of the fairgrounds.

A map with directions to the Florida Center  
is available on the Creative Living Website



## ENTRY FEES

**Youth Divisions (Ages 6-18): \$2 Per Entry**

**Late Entry: \$4 Per Entry**

ENTRY FEES ARE NON-REFUNDABLE

## GUIDELINES

- All artwork must be labeled with the exhibitor's name on the back or bottom of the piece.
- Each exhibitor may submit up to two (2) items per Division for judging.
- Entries may not exceed 24" in any direction and must weigh less than 40 lbs.
- **Artwork with clip mounts, missing wires, string, or saw tooth hangers WILL NOT BE ACCEPTED.**
- **Photographs, Digital Art & Graphic Design must be matted.** The finished size of the mat board must be 11" x 14"
- All Two-dimensional and Three-Dimensional artwork must be installation-ready. Framed pieces should include secure screw eyes and hanging wire. Include a stable base if needed for proper display of entry.
- **All work must be original.** Art reproduced or rendered from the works of masters, from advertisements, materials from published sources, or from widely circulated photographs (other than the artist's own photos) is not original.
- Each youth exhibitor will receive Two (2) admission tickets to the Fair.
- Items previously exhibited at the Florida State Fair are not eligible for competition.
- **All entries must have been completed within the past two (2) years.**
- Entries must be entirely prepared, created, or processed by the exhibitor listed on the entry form.
- Collaborative works created by two or more individuals are allowed but will be counted as one exhibitor entry (under the name of the individual who registered online).
- All entries will be displayed at the Fair, regardless of whether they receive an award. In keeping with the Florida State Fair's family-friendly environment, entries containing offensive, controversial, or otherwise inappropriate subject matter will not be accepted.
- Artists must disclose if art or artwork was created using an Artificial Intelligence Generator.

# JUDGING & AWARDS

- The Fair selects judges who are experienced and knowledgeable in the categories they are assigned. Judges are expected to be fair and unbiased. They may reassign an entry to a different division or class if they feel it's a better fit.
- All entries will be judged using a scorecard to help ensure fairness and consistency. Judges' decisions are final.
- If the judge feels that an entry does not meet the standards for an award, no ribbon or prize will be given, even if it is the only entry in the class.
- Winners and final displays will be announced during the Fair.

## JUDGING CRITERIA

<b>Composition/Design (30%)</b>	<b>Originality &amp; Creativity (30%)</b>	<b>Execution Quality (30%)</b>	<b>Presentation (10%)</b>
Arrangement and balance of visual elements	Impact on viewer, unique approach to subject matter	Technique, craftsmanship, Excellence in skills in the making of the piece.	Prepared and mounted neatly and securely to meet requirements.

## FINE ARTS DEFINITIONS

**Painting** includes Acrylic, oil, and water media and can be used in any combination on the same piece. Minor additions of other media are fine (i.e. markers).

**Drawing** includes graphite pencil, charcoal, color pencil, etc.

**Pastel** includes soft & oil pastels as well as crayons.

**Pen, Ink & Markers:** black & white, color, or zentangle. This includes Alcohol-Based Inks & Markers.

**Scratch Art** uses a cardboard or wooden board that is coated with impermeable white clay and covered by a layer of ink that is scratched or scraped in patterns revealing the white surface below.

**Art with Embellishments** (any medium) is any medium of art that has beads, glitter, rhinestones, etc. attached to the surface.

**3D Mixed Media** uses more than one medium to create a sculptural piece of art.

**Decorative Arts** is mostly painting on a 3D surface, for example, a wooden box. If your art is painted on paper or canvas, you should apply in the Fine Art (Youth) competition (see below). If you are painting on a 3D surface, there is a new Class in Youth Arts for Decorative Art Entries.

## FINE ARTS DIVISIONS & CLASSES

**Fine Art - Youth (Age 6-8) Division 90.3011**

**Fine Art - Youth (Age 9-10) Division 90.3012**

**Fine Art - Youth (Age 11-13) Division 90.401**

**Fine Art - Youth (Age 14-18) Division 90.501**

Paintings - Acrylic, Oil & Water Media

Class 1 Painting - People

Class 2 Painting - Places (land, sea, sky & city scapes)

Class 3 Painting - Still Life & Things

Class 4 Painting - Animals

Class 5 Painting - Flowers, Plants & Trees

Class 6 Painting - Abstract & Non-representational

**Fine Art - Youth (Age 6-8) Division 90.3011**

**Fine Art - Youth (Age 9-10) Division 90.3012**

**Fine Art - Youth (Age 11-13) Division 90.401**

**Fine Art - Youth (Age 14-18) Division 90.501**

Other 2 & 3-Dimensional Art

Class 7 Drawing (Black & White)

Class 8 Drawing (Colored Pencil)

Class 9 Pen, Ink & Markers (Includes Calligraphy, Zentangle, ect.)

Class 10 Scratch Board

Class 11 Pastel & Crayon

Class 12 Art with Embellishments (2D)

Class 13 Art with Embellishments (3D - in any medium but must be 1" off of the surface)

Class 14 Printmaking

Class 15 Recycled Art

Class 16 Decorative Arts

Class 17 2D Mixed Media

Class 18 Sculpture

Class 19 3D Mixed Media

## ICONOGRAPHIC ART, CARTOONING & MANGA DEFINITIONS

---

**Art Inspired by Cultural Icons** is artwork that utilizes characters that are not the creation of the exhibitor. This term encompasses artworks that draw inspiration from prominent figures, symbols, or elements deeply embedded in a culture. These icons can be historical, religious, political, or even popular cultural figures

**Cartooning** refers to the art of creating cartoons, which are often single-frame or short sequences that use humor, satire, or caricature to convey messages or tell jokes. Cartooning focuses on style, and expression, and often exaggerates features for comedic effect.

**Manga** is a style of comic book or graphic novel that originated in Japan. Manga is typically serialized in magazines or published as standalone volumes. It has a distinctive art style and storytelling approach, with a wide range of genres and themes.

**Art Created from Artificial Intelligence Generator** is any form of digital art created or enhanced with AI tools.

## ICONOGRAPHIC ART, CARTOONING & MANGA DIVISIONS & CLASSES

---

**Iconographic Art, Cartooning & Manga - Youth (Age 6-8) Division 90.3131**

**Iconographic Art, Cartooning & Manga - Youth (Age 9-10) Division 90.3132**

**Iconographic Art, Cartooning & Manga - Youth (Age 11-13) Division 90.413**

**Iconographic Art, Cartooning & Manga - Youth (Age 14-18) Division 90.513**

Class 1 Art Inspired by Cultural Icons (Digital)

Class 2 Art Inspired by Cultural Icons (Hand Drawn)

Class 3 Cartooning & Manga (Original Design - Digital)

Class 4 Animation, Cartooning & Manga (Original Design - Hand Drawn)

Class 5 Art Created from Artificial Intelligence Generator

## DIGITAL ARTS & GRAPHIC DESIGN DEFINITIONS

---

**Digital Art** uses technology to create works of art.

**2D Digital Art:** A drawing, painting, or pixel art created using software.

**3D Digital Art:** 3D painting, modeling, or sculpting art created using 3D software (e.g. Blender, Maya, Cinema 4D, and ZBrush).

**Digital Mixed Media:** Includes digital collage and integrated digital art.

- **Digital Collage:** Combines different textures and images from several sources into a collage.
- **Integrated Digital Art:** Combines two or more art forms, using different software - raster painting, vector drawing, digital photos, and computer-generated vectors.

**Computer Generated Art:** Known as generative art, it uses a computer program or algorithm to create the art.

- **Algorithmic Art:** Art in which the design is generated by a computer algorithm.
- **Fractal Art:** A geometric pattern is repeated to create irregular shapes and patterns.

## DIGITAL ARTS & GRAPHIC DESIGN DIVISIONS & CLASSES

---

**Digital Arts & Graphic Design - Youth (Age 6-10) Division 90.302**

**Digital Arts & Graphic Design - Youth (Age 11-13) Division 90.402**

**Digital Arts & Graphic Design - Youth (Age 14-18) Division 90.502**

Digital Arts

Class 1 2D Digital Art

Class 2 3D Digital Art

Class 3 Digital Mixed Media

Class 4 Computer Generated Art

Graphic Design

Class 5 Logo Design

Class 6 Graphic Design Project

Class 7 T-Shirt Design

## Preparing Fine Arts (YOUTH) Entries for Exhibition

### Fine Arts, Iconographic Art, Cartooning & Manga (2D) (Items that can be hung on wall)

Artwork should be framed excluding gallery-wrapped canvases.

- **Framed items** must be ready to hang using secure screw eyes and wire.
- **Gallery-wrapped canvases** should be ready to hang using secure screw eyes and wire.

Gallery wrap is a method of stretching an artist's canvas so that the canvas wraps around the sides of the stretcher bar or strainer bars and is secured to the back of the wooden frame, where the hardware (staples, tacks, etc.) is hidden.


- **All artwork must be labeled with the exhibitor's name on the back of the piece.**

### Wiring of gallery wrapped canvases



#### LARK'S HEAD KNOT

Also called...  
Lark's foot, Cow  
hitch, Girth hitch,  
Ring hitch,  
Lanyard hitch,  
Bale Sling hitch,  
Baggage Tag  
Loop, Tag Knot,  
Deadeye hitch,  
Running eye



### Fine Arts (3D)

(Items that sit on a pedestal or shelf)

- **All three-dimensional artwork must be received installation-ready.** Provide a base if necessary for structural support. The Fair will provide pedestals and glass cases to protect the work.
- **All artwork must be labeled with the exhibitor's name on the bottom of the piece.**

### Examples of wire hangers on frames





## PHOTOGRAPHY DEFINITIONS

**All Black & White & Color photographs can be taken with any type of camera (film or digital)**

**Black & White Photography includes Monochrome photographs.**

**Film /Photographic Manipulation & Compositing (Class 15):** Using darkroom tools to manipulate the original image(s). This can include using more than one source image combined into a single image. This includes multiple exposure and collage.

**Digital Photographic Art (Class 16):** Consists of photo painting, Photo-Bashing, and digital photo manipulation.

- **Photo Painting:** Uses computer software to enhance and transform a digital photograph into a painting.
- **Photo-Bashing:** Combines multiple digital photographs that are overlapped and blended to create a single work of art.
- **Digital Photo Manipulation:** A photograph that has been digitally enhanced, changed, or modified.

**Alternative Process (Class 17):** The term alternative process refers to any non-traditional or non-commercial photographic printing process.

**Alternative Process includes:**

- **Alternative Printing Process:** Includes cyanotype, light printing, salt printing, lifts and transfers, platinum prints, infrared, etc.
- **Alternative Capture Process:** Uses a variety of nontraditional cameras to create images, such as Pinhole camera, Toy Camera, Polaroid, etc.
- **Hand-colored image** refers to any method of manually adding color to a black-and-white photograph, generally either to heighten the realism of the photograph or for artistic purposes.

## PHOTOGRAPHY DIVISIONS & CLASSES

**Photography - Youth (Age 6-10) Division 90.303**

**Photography - Youth (Age 11-13) Division 90.403**

**Photography - Youth (Age 14-18) Division 90.503**

Black & White OR Monochrome Photography

Class 1 B&W: People (Portraits & Figure)

Class 2 B&W: Scapes (Land, Sea, Sky & City Scapes)

Class 3 B&W: Still Life & Things

Class 4 B&W: Flowers, Plants & Trees

Class 5 B&W: Animals (Wildlife, Pets & Farm Animals)

Class 6 B&W: Abstract, Surreal, Non-Representational

Class 7 B&W: Other Not Listed

Color Photography

Class 8 Color: People (Portraits & Figure)

Class 9 Color: Scapes (Land, Sea, Sky & City Scapes)

Class 10 Color: Still Life & Things

Class 11 Color: Flowers, Plants & Trees

Class 12 Color: Animals (Wildlife, Pets & Farm Animals)

Class 13 Color: Abstract, Surreal, Non-Representational

Class 14 Color: Other Not Listed

Alternative Process (B&W or Color)

Class 15 Film/Photographic Manipulation & Compositing

Class 16 Digital Photographic Art

Class 17 Alternative Process



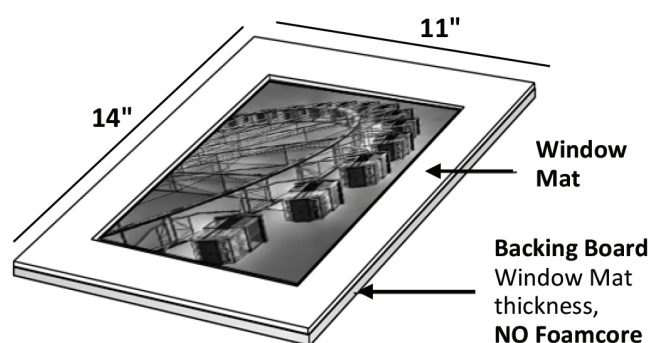
# Preparing Photographs & Digital Arts & Graphic Design (YOUTH) Entries for Exhibition

## Photographs & Digital Art

**All artwork must be labeled with the exhibitor's name on the back of the piece.**

**Photographs & Digital Art must be printed on photo paper (gloss or matte), unless exhibited in Alternative Process. No photos printed on canvas.**

**All Photographs & Digital Art must be matted in a standard single-weight black or white mat board. NO Double Mats. The finished size of the mat board must be 11" x 14" (outer dimension).**



**Print size(s) can be any size as long they can be matted to fit to the 11" x 14" mat.** Odd size prints may need the mat window professionally cut to size.

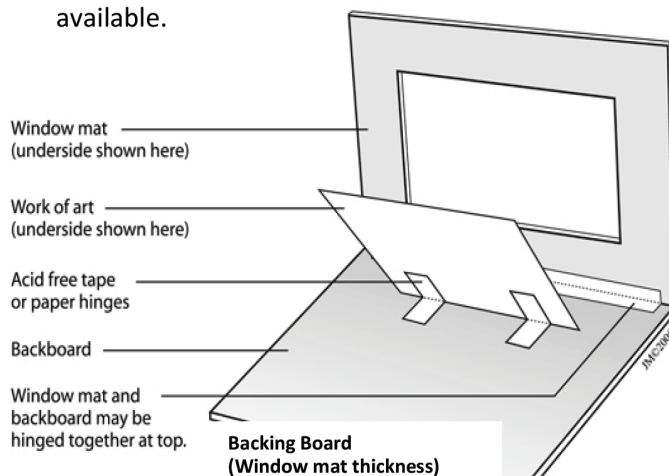
How the print gets attached to the mat is dependent on the type of pre-cut mat you purchase.

Prints can also be attached to a backing board (mat board or cardboard thickness – **NO Foamcore**) with a **hinge mount**; the method we recommend involves taping the print into place with folded hinges. Double stick tape can also be used to adhere the print to the backing board.

**Note:** The Florida State Fair will be inserting your **Photographs & Digital Art** in clear sleeves to further protect them during the Fair. That is why No foam core should be used to back the print.

## Sources for mat boards

**Michaels, Hobby Lobby & Blick Art Supply** all have pre-cut photo mats. **Redimat** is an online resource that has many sizes as well as custom mat cutting available.



## Graphic Design

**All artwork must be labeled with the exhibitor's name on the back of the piece.**

All drawings should be mounted on a mat board no larger than 18" x 24" (digitally scanned copies allowed). In addition, provide a project description and attach it to the back of the mat board.

## HOLIDAY & SEASONAL CRAFTS DEFINITIONS

**Holiday** can be any nationally, religiously, or culturally observed day(s) of contemplation or celebration, of the events themselves. These include religious & non-religious holidays, federal holidays & cultural or special community celebrations like Gasparilla in the Tampa Bay Area. Also, included are Halloween, Mother's Day, etc.

**Seasonal** crafts & décor that are made to celebrate the seasonal changes throughout the year.

**Decorative Art** is a diverse art form using a variety of techniques and mediums to decorate functional and non-functional surfaces. The designs can be original or copied patterns painted on a variety of surfaces from paper, wood items, canvas, clay pots, furniture, boxes, and many more. Mediums are anything from oil, acrylic, watercolor, colored pencils, alcohol inks, pastels, etc.

## HOLIDAY & SEASONAL CRAFTS DIVISIONS & CLASSES

**Holiday & Seasonal Crafts - Youth (Age 6-10) Division 90.305**

**Holiday & Seasonal Crafts - Youth (Age 11-13) Division 90.405**

**Holiday & Seasonal Crafts - Youth (Age 14-18) Division 90.505**

Class 1 Any Holiday or Seasonal Wreath

Class 2 Christmas Tree Ornament

Class 3 Christmas Specific Craft

Class 4 America 250 (Patriotic Themed Art)

Class 5 Seasonal Craft

Class 6 Holiday (Non-Christmas Craft)

Class 7 Any Holiday or Seasonal Decorative Art

Class 8 Any Holiday or Seasonal Painting or Drawing

Class 9 Any Holiday or Seasonal Diamond Painting



Celebrate America's 250th anniversary with your creativity in Class 4: American 250 (Patriotic Themed Art). Showcase your red, white, and blue pride through painting, drawing, sculpture, mixed media, or any artistic medium that honors our nation. The 1st Place winner in each age division will receive a Fair Ticket Package that includes 2 Admission Tickets and 2 Unlimited Ride Armbands (valid any one day of the Florida State Fair!)

## HOME CRAFTS DEFINITIONS

**Home Craft Includes:** Paper crafts, Polymer Clay, Doll making, Macrame, Applique Craft (includes beads, studs and rhinestones), Beadwork (non-jewelry).

**Paper craft:** is the collection of art forms employing paper or card as the primary artistic medium for the creation of two or three-dimensional objects. This include card making, scrap booking, Paper Mache, paper clay, quilling, etc.

**Home Décor & Accessories Includes:** Flower Arranging (dried or artificial), Rugs (Not traditional rug hooking), Wreaths (Non-holiday or seasonal), Whimsical Stitchery.

**Home Décor & Accessories** includes wall hangings, signs, or items that decorates a living or work area.

**Garden Art Includes:** Birdhouses, Planters and Containers, Yard Art Sculptures.

**Rock Painting:** creating designs on rocks with paint or markers, **Up to 5"x5" rocks will be accepted.**

**Repurposed (recycled art) Items** are transformed or modified to use for a purpose other than its originally intended use, for example, a coffeepot made into a birdhouse. **Items should be made from at least 80% recycled materials.**

**Scale Model Building** the creation of physical models either from kits or from materials and components acquired by the builder. A model is generally considered a physical representation of an object and maintains accurate relationships between all its aspects.

## HOME CRAFTS DIVISIONS & CLASSES

**Home Crafts - Youth (Age 6-10) Division 90.306**

**Home Crafts - Youth (Age 11-13) Division 90.406**

**Home Crafts - Youth (Age 14-18) Division 90.506**

Class 1 Home Craft

Class 2 Home Decor & Accessories

Class 3 Garden Art

Class 4 Recycled/Repurposed Art

Class 5 Scale Model Building

Class 6 Diamond Painting

Class 7 Rock Painting

Class 8 Other Not Listed



## CERAMICS DEFINITIONS

**Functional Ceramics:** Refers to any ceramics piece that is not purely decorative and has some intended use. Typical examples include teapots, bowls, mugs, vases, etc.

**Non-Functional Ceramics:** Created mainly for decorative use versus having a useful purpose.

**Hand-Built:** Any one of various techniques for creating ceramic objects that do not involve the use of a potter's wheel. These methods include coiling, slab building, and pinch pots.

**Wheel Thrown:** A process of producing pottery by use of a rapidly rotating disk, a potter's wheel.

**Bisque ware:** Refers to unglazed clay that has undergone an initial, low temperature firing in a kiln.

## CERAMICS DIVISIONS & CLASSES

**Ceramics - Youth (Age 6-10) Division 90.307**

**Ceramics - Youth (Age 11-13) Division 90.407**

**Ceramics - Youth (Age 14-18) Division 90.507**

Class 1 Functional Ceramics

Class 2 Non-Functional Ceramics

Class 3 Commercially-Made Molds (glazed or painted bisque ware)

## GLASS & MOSAICS DIVISIONS & CLASSES

**Glass & Mosaics - Youth (Age 6-10) Division 90.308**

**Glass & Mosaics - Youth (Age 11-13) Division 90.408**

**Glass & Mosaics - Youth (Age 14-18) Division 90.508**

Class 1 Stained Glass

Class 2 Fused Glass

Class 3 Mosaic

Class 4 Other Not Listed

## JEWELRY DEFINITIONS

### Bead Work

**Bead Strung:** An individual piece or a set of jewelry that is made from various glass beads, crystals, semiprecious stones, wood, metal beads, found objects, etc. Can include lampwork beads and commercially purchased.

**Lampworking:** A type of glasswork where a torch or lamp is primarily used to melt the glass to create beads, buttons, components, etc. At least 50% of the piece needs to contain lampwork components.

**Bead Weaving:** Weaving on a loom or using off-loom stitches with a needle and thread.

**Bead Embroidery:** Hand stitching beads onto a fabric or leather backing.

**Kumihimo:** Weaving cords or threads using a disc.

**Beading Mixed Media:** Using a variety of beadworking techniques to create one piece.

### Metal Work

**Fabrication:** Created by manipulating wires, and sheet metal using traditional fabrication techniques such as bending, forging, sawing, soldering, etc. This class will include jewelry-related objects that are 50% or more fabricated metal made into finished jewelry.

**Casting:** Created using traditional casting techniques such as centrifugal, vacuum, and cuttlebone. No commercial waxes or casting allowed. This class will include jewelry-related objects that are 50% or more cast metal made into finished jewelry.

### Wire Working

**Wire Wrapping & Weaving:** Twisting and wrapping wires into components that are connected without soldering or heating the wires.

**Chain Maille:** Linking jump rings together using interlocking patterns.

**Viking Knitting:** Knitting wire using loop-in-loop techniques around a dowel.

### Jewelry Made from Non-Traditional Materials

**Polymer Clay:** A type of hardening modeling clay based on the polymer polyvinyl chloride (PVC). It is typically used for making arts and crafts items.

**Metal Clay:** A crafting medium consisting of very small particles of metal such as silver, gold, bronze, or copper mixed with an organic binder and water for use in making jewelry, beads, and sculptures.

**Leather:** Jewelry made from leather.

**Fused Glass:** Jewelry made from fused glass.

**Macramé:** the art of knotting cord or string in patterns to make decorative articles.



## JEWELRY DIVISIONS & CLASSES

**Jewelry - Youth (Age 6-10) Division 90.309**

**Jewelry - Youth (Age 11-13) Division 90.409**

**Jewelry - Youth (Age 14-18) Division 90.509**

Class 1 Beadwork

Class 2 Metal Work

Class 3 Wire Working

Class 4 Jewelry Made from Non-Traditional Materials

Class 5 Other Not Listed

## WOODWORKING DEFINITIONS

**Fine Wood Furniture** starts with hardwood (like cherry, maple, walnut, and oak) as opposed to soft wood (like pine and other coniferous woods). **Home Décor & Accessories** include wall hangings, signs, or any item that decorates your living or work area.

**Fretwork:** An interlaced decorative design that is either carved in low relief on a solid background or cut out with a fretsaw, coping saw, jigsaw, or scroll saw.

**Marquetry:** The art and craft of applying pieces of veneer to a structure to form decorative patterns, designs or pictures of natural wood color. Any size (no kits).

**Intarsia:** A decorative inlaid pattern in a surface, especially a mosaic worked in wood in any finish.

**Laser Cutting and Engraving** is fabrication technique that consists of cutting or engraving wood by means of a laser. Engraving is done on the surface of any medium such as slate, wood, cork or acrylic or metals. Laser cutting is a method that uses the laser to cut through metals, paper, wood, and acrylics.

## WOODWORKING DIVISIONS & CLASSES

**Woodworking - Youth (Age 6-10) Division 90.310**

**Woodworking - Youth (Age 11-13) Division 90.410**

**Woodworking - Youth (Age 14-18) Division 90.510**

Class 1 Woodworking (non-furniture)

Class 2 Woodburning

Class 3 Furniture (Made from Soft Woods)

Class 4 Woodcarving & Whittling

Class 5 Laser Cutting & Engraving

Class 6 Woodturning

Class 7 Other Not Listed



## LEATHERWORK DEFINITIONS

**Saddles & Tack:** Tack is a piece of equipment or accessory equipped on horses in the course of their use as domesticated animals. Saddles, stirrups, bridles, halters, reins, harnesses, martingales, and breastplates are all forms of horse tack.

**Practical Cases:** Any leather item used to store, cover, or carry an object, worn by man or animal.

**Table Art:** Any leather item used for decoration and NOT worn by man or animal.

**Traditional Wearables:** Leather items worn by Florida Cowboys, Native Americans, soldiers, and hunters for daily work or special occasions.

## LEATHERWORK DIVISIONS & CLASSES

**Leatherwork - Youth (Age 6-10) Division 90.311**

**Leatherwork - Youth (Age 11-13) Division 90.411**

**Leatherwork - Youth (Age 14-18) Division 90.511**

Class 1 Leatherwork

## GOURD CRAFT DEFINITIONS

**What is Gourd Craft?** The artist uses a hard-shelled gourd as a canvas to create anything that they can imagine. Gourd surfaces may be carved, painted, sanded, burned, dyed and embellished with wire, beads, natural fibers and reed.

## GOURD CRAFT DIVISIONS & CLASSES

**Leatherwork - Youth (Age 6-10) Division 90.312**

**Leatherwork - Youth (Age 11-13) Division 90.412**

**Leatherwork - Youth (Age 14-18) Division 90.512**

Class 1 Gourd Craft

## GENERAL RULES

### DISCLAIMER

All entries are submitted at the exhibitor's own risk. The Florida State Fair is not responsible for any loss, damage, or theft of exhibits even if caused by staff, volunteers, contractors, or visitors. If you want insurance for your entry, you must arrange it through your personal insurance provider before the Fair. Reasonable care will be taken to protect exhibits. No unauthorized people are allowed in the building after closing hours.

### DIVISION OR CLASS CANCELLATION

The Florida State Fair may cancel any division or class if there are not enough entries to ensure fair competition. Any affected entries will be returned.

### ENTRY ERRORS

Exhibitors are responsible for making sure their entries are correct. This includes online forms and summary sheets. The Fair is not responsible for correcting mistakes, and no awards will be given for entries disqualified due to exhibitor error. If an award is later found to be ineligible, it will be withheld or recovered. You may appeal a disqualification in writing within 90 days of being notified. Include your name, address, full entry details, and your reason for requesting a review.

### PREMIUM PAYMENTS

Prizes will be awarded based on the Judging Criteria Record Sheets. **Prize checks are void 6 months after the date on the check. No replacement checks will be issued after that, so please cash them promptly.**

### SUBSTITUTIONS

If needed, substitutions must be made within the same department as the original entry. They must be completed by the last day of the entry delivery period. You may not transfer your entry to another person.

### PREVIOUSLY ENTERED ITEMS

Entries that have been shown at past Florida State Fairs are not allowed, except for entries in Horticulture and Aquarium Beautiful.

### VERIFICATION OF ENTRY

To confirm that your mailed entry form and fees were received, include a self-addressed stamped envelope with your submission. Online entries will receive a confirmation code after submitting.

### RESPONSIBILITY FOR EXHIBITS

The Fair is not responsible for exhibits left behind after the scheduled pick-up time. **Anything left after that time will be treated as abandoned and discarded by April 1st of the same year.**

### ENTRY REMOVAL

Once accepted, entries cannot be removed until the official release date listed in the Competition Handbook. Early removal is only allowed in cases like serious illness, emergencies, or at the Fair's discretion.

## **RETURNED OR BOUNCED CHECKS**

A \$25 fee applies to any returned checks. This must be paid with cash, a certified check, or a money order.

## **MAILING PAPER ENTRY FORMS**

Entry Forms must be postmarked by Friday, December 5, 2025. Failure to complete any portion of the entry form may result in disqualification. Late entries must be postmarked before December 12, 2025. If you're submitting a late entry form, you must include the extra \$5 per entry fee. **Make checks payable to: Florida State Fair Authority**

### **Mail Entry Form to:**

Florida State Fair  
Youth Arts, Crafts & Photography Competition  
P.O. Box 11766  
Tampa, FL 33680

## **SHIPPING ENTRIES**

Shipped entries must arrive no later than January 6, 2026. **Packages MUST include Shipping form and prepaid shipping label.** Entries will be shipped back to the exhibitors after the fair in the same container. Return shipping costs are the responsibility of the entrant.

### **Ship Entry Form to:**

Florida State Fair Authority  
Youth Arts, Crafts & Photography Competition  
4800 US HWY 301 North  
Tampa, FL 33680

## **RETRIEVING ENTRIES**

All entries not claimed by April 1st of the same year will be recycled, disposed or donated through our program department. Entries not picked up on designated dates can be arranged for a special pick-up appointment by emailing [CreativeLiving@floridastatefair.com](mailto:CreativeLiving@floridastatefair.com).

## **EXHIBIT DESIGN & SET UP**

The Florida State Fair controls how exhibits are displayed. If your entry is meant to be hung but isn't ready to hang, the Fair will display it as they see fit. No changes can be made once items are on display. Exhibitors cannot handle their entries after drop-off. Fair staff will handle final placement and assembly, using any instructions you provide. If your item needs assembly or disassembly, include clear instructions and diagrams. The Fair may use pins or other tools to secure your exhibit for display. Online entries will receive a confirmation code after submitting.

## **AWARD PREMIUMS**

**First Place** - State Fair Ribbon **\$12**

**Second Place** - State Fair Ribbon **\$7**

**Third Place** - State Fair Ribbon **\$4**

**Best of Show** - State Fair Ribbon **\$20**

**Director's Choice Award** - State Fair Ribbon **\$35**

**Honorable Mention Ribbons** may be awarded at the discretion of the judge(s).

2026 Florida State Fair

# YOUTH Arts & Crafts Competition Entry Form

**Entry Forms must be postmarked by Friday, December 5, 2025**

**Late Entry Period: December 6 – 12, 2025 (Additional Entry Fees)**

**Failure to complete any portion of the entry form may result in disqualification.**

**Please print legibly**

## OFFICE USE ONLY

Exhibitor # \_\_\_\_\_

Late Entry ☐ YES ☐ NO

Total Fee \_\_\_\_\_

Paid ☐ YES ☐ NO

Type ☐ Cash ☐ MO  
☐ Check

Exhibitors Name (First, Last)		If Youth win a prize or money, who should the check be made payable to?	
Mailing Address		County	
City	State	Zip Code	<input type="checkbox"/> Check if you are a new exhibitor
Phone (    )		Email	

<b>Please indicate Age Group</b>	<b>Age as of SEPT 1, 2025, _____</b>	<b>Date of Birth _____</b>
<input type="checkbox"/> Youth (age 6-10)	<input type="checkbox"/> Youth (age 11-13)	<input type="checkbox"/> Youth (age 14-over)

**Entry Fee:** Youth Division \$2 per entry | Late entry \$4 per entry

**Exhibitors may enter up to two (2) entries per division for judging.** For example: An exhibitor can enter up to 2 items in Fine Art and up to 2 items in Home Craft, etc. Use additional entry forms if necessary. **Late Entry** ☐ YES ☐ NO

#	DIVISION #	CLASS #	Enter the Title of the Artwork or Photograph & Description for Craft	FEE
1				
2				
3				
4				
5				
6				
7				
Total Amount Due				\$

I hereby certify that I have read the Florida State Fair General Rules for the Competitive Exhibits Program and the above item(s) is/are entered for exhibition strictly in accordance with these rules, by which I agree to be governed. I also agree that the Florida State Fair may use my name, likeness, or photograph (including, but not limited to photographs of my entry), in any manner relating to my participation in the Competitive Exhibits Program, free of charge and without further notice or consultation.

I understand that the 2026 Creative Living Competitions & Exhibits are held in conjunction with the 2026 Florida State Fair and agree that the Florida State Fair is not liable or responsible for any delay, change of dates or cancellation of the 2026 Florida State Fair due the following unforeseeable circumstances: (a) acts of God; (b) flood, fire, earthquake; or (c) other potential disaster(s) or catastrophe(s), such as epidemics, pandemics, or explosion.

Signature of exhibitor	Date
Signature of parent/guardian (Youth ONLY)	Date

**Mail Entry Form to:**  
**Creative Living Competitions**  
– Arts, Crafts & Photo (YOUTH)  
Florida State Fair  
P.O. Box 11766  
Tampa, FL 33680

**Make checks payable to:** Florida State Fair Authority